













<p>S 0237 02 059</p>  <p><u>MOTOR ARRANQUE 12V BOSCH</u> 0001137001 = CS 1515</p>	<p>S 0307 02 059</p>  <p><u>MOTOR ARRANQUE BOSCH 12V</u> 0001115078/79 FIAT DUCATO 2.3D</p>	<p>S 5045 02 059</p>  <p><u>MOTOR ARRANQUE HC 12V</u> M2T88671 MAZDA 5/6 = JS1296</p>	<p>S 5048 02 059</p>  <p><u>MOTOR ARRANQUE MITSUBISHI</u> M2T78071/2 MAZDA</p>	<p>S 5138 02 059</p>  <p><u>MOTOR ARRANQUE MITSUBISHI</u> M8T75371 = JS 1235</p>
<p>S 5142 02 059</p>  <p><u>MOTOR ARRANQUE 12V</u> M1T30271 = CS1526</p>	<p>S 5143 02 059</p>  <p><u>MOTOR ARRANQUE MITSUBICHI</u> M001T93571 2.0 DiD = CS 1460</p>	<p>S 6059 02 059</p>  <p><u>MOTOR ARRANQUE 12V DENSO</u> 281000L050 = CS1448</p>	<p>130541103 03 059</p>  <p><u>MOTOR ARRANQUE 12V</u> = CS 1428</p>	<p>160531082 03 059</p>  <p><u>MOTOR ARRANQUE 12V VALEO</u> = JS 1307</p>
<p>160558112 03 059</p>  <p><u>MOTOR ARRANQUE 12V</u> = CS 1424</p>	<p>190556112 03 059</p>  <p><u>MOTOR ARRANQUE 12V</u> 28100-56310 TOYOTA DYNA</p>	<p>191510112 03 059</p>  <p><u>MOTOR ARRANQUE 24V</u> 28100-2624 TOYOTA DYNA 24V</p>	<p>300527093 03 059</p>  <p><u>MOTOR ARRANQUE 12V BOSCH</u> = CS 1063</p>	<p>570538123 03 059</p>  <p><u>MOTOR ARRANQUE 12V</u> MOT86181 RENAULT 1.5DCi =</p>
<p>570548103 03 059</p>  <p><u>MOTOR ARRANQUE 12V VALEO</u> 4416774 FORD 2.0DTi = CS 1415</p>	<p>590537103 03 059</p>  <p><u>MOTOR ARRANQUE 12V VISTEON</u> FOCUS 1.8 TDCi = CS 1396</p>	<p>590548103 03 059</p>  <p><u>MOTOR ARRANQUE 12V VISTEON</u> = CS 1336</p>	<p>700501092 03 059</p>  <p><u>MOTOR ARRANQUE 12V ISKRA OE</u> = CS 1471</p>	<p>1368970 11 059</p>  <p><u>MOTOR ARRANQUE 12V FORD</u> = CS1341 FOCUS II 1.6 TDCi</p>
<p>1368974 11 059</p>  <p><u>MOTOR ARRANQUE 12V FORD OE</u> = CS 1275 FIESTA V 1.4/1.6 TDCi</p>	<p>2506910 21 059</p>  <p><u>MOTOR ARRANQUE HITACHI 12V</u> = CS1192 = 112382</p>	<p>2506934 21 059</p>  <p><u>MOTOR ARRANQUE HITACHI</u> = 112320 = JS1151</p>	<p>AME 1706 37 059</p>  <p><u>MOTOR DC 12V 0.8KW ISKRA</u> 11216192 MIS0128 OE (3)</p>	<p>AMJ 5239 37 059</p>  <p><u>MOTOR DC ISKRA 24V 2.2KW</u> 11212865 MIS0029 OE (3)</p>
<p>AMJ 5273 37 059</p>  <p><u>MOTOR DC ISKRA 24V 2KW</u> 11212958 MIS0055 OE (3)</p>	<p>SBO 1064 37 059</p>  <p><u>MOTOR ARRANQUE 12V BOSCH</u> #P 9000143415 /MOL12-1</p>	<p>SBO 1210 37 059</p>  <p><u>MOTOR ARRANQUE BOSCH 12V</u> 0001107438 PSA C1/107 = CS1407</p>	<p>SHI 1010 37 059</p>  <p><u>MOTOR ARRANQUE 12V HITACHI</u> S13-327 NISSAN =JS660 =110574</p>	<p>SIS 1062 37 059</p>  <p><u>MOTOR ARRANQUE ISSKRA OE</u> AZE2641 DEUTZ</p>
<p>SIS 1195 37 059</p>  <p><u>MOTOR ARRANQUE ISKRA 12V</u> PERKINS-</p>	<p>6.1036.0 39 059</p>  <p><u>MOTOR ARRANQUE BOSCH</u> = CS 885</p>	<p>6.1038.0 39 059</p>  <p><u>MOTOR ARRANQUE BOSCH</u> = CS 1185</p>	<p>6.1041.0 39 059</p>  <p><u>MOTOR ARRANQUE BOSCH</u> = CS 1203</p>	<p>6.2001.0 39 059</p>  <p><u>MOTOR ARRANQUE VALEO</u> = CS 681</p>

<p>6.2002.0 39 059</p> <p><u>MOTOR ARRANQUE VALEO</u> = CS 581</p>	<p>6.2003.0 39 059</p> <p><u>MOTOR ARRANQUE VALEO</u> = CS 519</p>	<p>6.2004.0 39 059</p> <p><u>MOTOR ARRANQUE VALEO</u> = CS 566</p>	<p>6.4000.0 39 059</p> <p><u>MOTOR ARRANQUE BOSCH</u> = CS 801</p>	<p>6.7099.0 39 059</p> <p><u>MOTOR ARRANQUE MITSUBISHI</u> MOT87881 RENAULT = CS-1332</p>
<p>220046 41 059</p> <p><u>MOTOR ARRANQUE 12V HITACHI</u> S114-808=JS1091=111690</p>	<p>220137 41 059</p> <p><u>MOTOR ARRANQUE VAG A4 1.9</u> =CS 1208 VAG A4 1.9TDI</p>	<p>220146 41 059</p> <p><u>MOTOR ARRANQUE 12V BOSCH</u> 0051511601 =CS1172</p>	<p>220224 41 059</p> <p><u>MOTOR AARANQUE 24V</u> M9T60371=CS1325/113673</p>	<p>220331 41 059</p> <p><u>MOTOR ARRANQUE 12V FIAT OE</u> =CS 1434</p>
<p>220367 41 059</p> <p><u>MOTOR ARRANQUE 12V FORD oe</u> =CS1246 = 113794</p>	<p>220498 41 059</p> <p><u>MOTOR ARRANQUE 12V</u> 36100-42250 = JS1351 = 113445</p>	<p>220506 41 059</p> <p><u>MOTOR ARRANQUE 12V DELCO</u> CS1431 OPEL 2.0 CDTI</p>	<p>220559 41 059</p> <p><u>MOTOR ARRANQUE 24V</u> M9T614H = 114193</p>	<p>114035 51 059</p> <p><u>MOTOR ARRANQUE 12V VALEO</u> =CS 134</p>
<p>114161 51 059</p> <p><u>MOTOR ARRANQUE 12V VALEO</u> = CS 1288</p>	<p>200520102 51 059</p> <p><u>MOTOR ARRANQUE HC 12V</u> 059911024A/F VAG 3.0 TDi</p>	<p>590524133 51 059</p> <p><u>MOTOR ARRANQUE FORD OE</u> = CS 977</p>	<p>CS 1380 51 059</p> <p><u>MOTOR ARRANQUE HC 24V</u> 0001241003 DAF</p>	<p>CS 1391 51 059</p> <p><u>MOTOR ARRANQUE HC 12V</u> D7G26 PSA 1.6D</p>
<p>MACS 1276 51 059</p> <p><u>MOTOR ARRANQUE 12V VALEO</u> = CS 1276</p>	<p>MACS 1330 51 059</p> <p><u>MOTOR ARRANQUE 12V VALEO</u> = CS 1330</p>	<p>MACS 1384 51 059</p> <p><u>MOTOR ARRANQUE 12V VALEO</u> = CS 1384</p>	<p>MACS 1385 51 059</p> <p><u>MOTOR ARRANQUE 12V VALEO</u> = CS 1385</p>	<p>MAJS 1369 51 059</p> <p><u>MOTOR ARRANQUE 12V DENSO</u> = JS 1369</p>
<p>MAV 51 059</p> <p><u>MOTOR ARRANQUE 12V BOSCH</u> =CS1072</p>	<p>MAV 51 059</p> <p><u>MOTOR ARRANQUE 12V</u> M8775071 = JS1221 = 112370</p>	<p>MAV 51 059</p> <p><u>MOTOR ARRANQUE MITSUBISHI</u> = 113927 = 570538123</p>	<p>MAV 51 059</p> <p><u>MOTOR ARRANQUE 12V DENSO</u> 28100-56310 DYNA=190556112</p>	<p>TS18E33 51 059</p> <p><u>MOTOR ARRANQUE 12V 1.8KW</u> TS18E33</p>
<p>410201 63 059</p> <p><u>MOTOR ARRANQUE DELCO OE</u> =CS 519 = 111123</p>	<p>410205 63 059</p> <p><u>MOTOR ARRANQUE 12V</u> =111065 =CS331</p>	<p>410232 63 059</p> <p><u>MOTOR ARRANQUE 12V FORD OE</u> =112290 =CS613</p>	<p>M2T67871 75 059</p> <p><u>MOTOR ARRANQUE MITSUBISHI</u> = JS 553 = 110576</p>	<p>M2TS0571 75 059</p> <p><u>MOTOR ARRANQUE MITSUBISHI</u> NISSAN NAVARA = M2TS0575</p>

<p>M8T75073 75 059</p>  <p><u>MOTOR ARRANQUE MITSUBISHI</u> = JS-1221</p>	<p>M8T80071 75 059</p>  <p><u>MOTOR ARRANQUE MITSUBISHI</u> = 2-2139 CANTER =113195</p>	<p>110142 89 059</p>  <p><u>MOTOR ARRANQUE HITACHI</u> = JS 300+B 23300H5000 DATSUN</p>	<p>110144 89 059</p>  <p><u>MOTOR ARRANQUE HITACHI</u> = JS 302</p>	<p>110149 89 059</p>  <p><u>MOTOR ARRANQUE 12V BOSCH</u> 9000692069 MAZDA</p>
<p>110152 89 059</p>  <p><u>MOTOR ARRANQUE</u> = JS 335</p>	<p>110153 89 059</p>  <p><u>MOTOR ARRANQUE</u> = JS 333</p>	<p>110154 89 059</p>  <p><u>MOTOR ARRANQUE</u> = JS 336</p>	<p>110156 89 059</p>  <p><u>MOTOR ARRANQUE HITACHI</u> = JS 340</p>	<p>110158 89 059</p>  <p><u>MOTOR ARRANQUE MITSUBISHI</u> = JS 350</p>
<p>110182 89 059</p>  <p><u>MOTOR ARRANQUE MITSUBISHI</u> = JS 674</p>	<p>110206 89 059</p>  <p><u>MOTOR ARRANQUE BOSCH</u> = CS 191</p>	<p>110207 89 059</p>  <p><u>MOTOR ARRANQUE BOSCH</u> = CS 544 QSR</p>	<p>110245 89 059</p>  <p><u>MOTOR ARRANQUE</u> = JS 675</p>	<p>110249 89 059</p>  <p><u>MOTOR ARRANQUE HITACHI</u> = JS 311</p>
<p>110256 89 059</p>  <p><u>MOTOR ARRANQUE MITSUBISHI</u> = JS 329</p>	<p>110280 89 059</p>  <p><u>MOTOR ARRANQUE HITACHI</u> = JS 306</p>	<p>110292 89 059</p>  <p><u>MOTOR ARRANQUE MITSUBISHI</u> = JS 362</p>	<p>110312 89 059</p>  <p><u>MOTOR ARRANQUE MITSUBA</u> = JS 319</p>	<p>110315 89 059</p>  <p><u>MOTOR ARRANQUE MITSUBISHI</u> = JS 349</p>
<p>110323 89 059</p>  <p><u>MOTOR ARRANQUE</u> = JS 357</p>	<p>110338 89 059</p>  <p><u>MOTOR ARRANQUE MARELLI</u> = CS 91</p>	<p>110346 89 059</p>  <p><u>MOTOR ARRANQUE DELCO REMY</u> = US 826</p>	<p>110363 89 059</p>  <p><u>MOTOR ARRANQUE BOSCH</u> = CS 62</p>	<p>110365 89 059</p>  <p><u>MOTOR ARRANQUE MARELLI</u> = CS 90</p>
<p>110368 89 059</p>  <p><u>MOTOR ARRANQUE 12V BOSCH</u> = CS 188</p>	<p>110386 89 059</p>  <p><u>MOTOR ARRANQUE HITACHI</u> = JS 379</p>	<p>110394 89 059</p>  <p><u>MOTOR ARRANQUE MITSUBISHI</u> = JS 380</p>	<p>110402 89 059</p>  <p><u>MOTOR ARRANQUE</u> = JS 387</p>	<p>110403 89 059</p>  <p><u>MOTOR ARRANQUE HITACHI</u> = JS 389</p>
<p>110411 89 059</p>  <p><u>MOTOR ARRANQUE</u> = JS 669</p>	<p>110412 89 059</p>  <p><u>MOTOR ARRANQUE HITACHI</u> = JS 679</p>	<p>110421 89 059</p>  <p><u>MOTOR ARRANQUE</u> = JS 673</p>	<p>110429 89 059</p>  <p><u>MOTOR DC CW 12V 2.0Kw 115mm</u> * 36368/92 rot.Relogio C/BOBINE</p>	<p>110438 89 059</p>  <p><u>MOTOR ARRANQUE LUCAS</u> 26288 26132</p>


<p>110439 89 059</p>  <p><u>MOTOR ARRANQUE LUCAS</u> = CS 109</p>	<p>110441 89 059</p>  <p><u>MOTOR ARRANQUE LUCAS</u> = CS 590 27460/LRS-574</p>	<p>110443 89 059</p>  <p><u>MOTOR ARRANQUE LUCAS</u> = CS 693</p>	<p>110447 89 059</p>  <p><u>MOTOR ARRANQUE</u> = JS 730</p>	<p>110461 89 059</p>  <p><u>MOTOR ARRANQUE LUCAS</u> = CS 337</p>
<p>110462 89 059</p>  <p><u>MOTOR ARRANQUE BOSCH</u> = CS 200</p>	<p>110465 89 059</p>  <p><u>MOTOR ARRANQUE 12V BOSCH</u> 0001359082 FORD</p>	<p>110469 89 059</p>  <p><u>MOTOR ARRANQUE 12V DELCO</u> 1109093 BOBCAT</p>	<p>110485 89 059</p>  <p><u>MOTOR ARRANQUE</u> = JS 731</p>	<p>110490 89 059</p>  <p><u>MOTOR ARRANQUE</u> = JS 733</p>
<p>110512 89 059</p>  <p><u>MOTOR ARRANQUE BOSCH BNG</u> 0001402055...222201 = CS194</p>	<p>110517 89 059</p>  <p><u>MOTOR ARRANQUE BOSCH</u> = CS 231</p>	<p>110518 89 059</p>  <p><u>MOTOR ARRANQUE MARELLI</u> = CS 394</p>	<p>110521 89 059</p>  <p><u>MOTOR ARRANQUE BOSCH</u> = CS 232</p>	<p>110522 89 059</p>  <p><u>MOTOR ARRANQUE FIAT</u> = CS-682</p>
<p>110523 89 059</p>  <p><u>MOTOR ARRANQUE BOSCH</u> = CS 530 0001360012</p>	<p>110524 89 059</p>  <p><u>MOTOR ARRANQUE BOSCH</u> = CS 120</p>	<p>110527 89 059</p>  <p><u>MOTOR ARRANQUE CARGO 24V</u> = CS 97</p>	<p>110529 89 059</p>  <p><u>MOTOR ARRANQUE MARELLI</u> = CS 240</p>	<p>110530 89 059</p>  <p><u>MOTOR ARRANQUE MARELLI</u> = CS 335</p>
<p>110536 89 059</p>  <p><u>MOTOR ARRANQUE BOSCH</u> = CS 103</p>	<p>110537 89 059</p>  <p><u>MOTOR ARRANQUE 12V KHD</u> = 22202+b</p>	<p>110545 89 059</p>  <p><u>MOTOR ARRANQUE MAGNETON</u> = CS 944 443115144722</p>	<p>110552 89 059</p>  <p><u>MOTOR ARRANQUE HITACHI</u> = JS-737</p>	<p>110565 89 059</p>  <p><u>MOTOR ARRANQUE LUCAS</u> = CS 201</p>
<p>110566 89 059</p>  <p><u>MOTOR ARRANQUE CAV</u> 24V, CA45D, 24-2, CA45-F</p>	<p>110572 89 059</p>  <p><u>MOTOR ARRANQUE MITSUBISHI</u> = JS 915</p>	<p>110574 89 059</p>  <p><u>MOTOR ARRANQUE HITACHI</u> = JS 517 = JS 660</p>	<p>110575 89 059</p>  <p><u>MOTOR ARRANQUE HITACHI</u> = JS 539</p>	<p>110576 89 059</p>  <p><u>MOTOR ARRANQUE MITSUBISHI</u> = JS 553 M2T66871 - 24V</p>
<p>110580 89 059</p>  <p><u>MOTOR ARRANQUE</u> = JS 746</p>	<p>110584 89 059</p>  <p><u>MOTOR ARRANQUE VALEO</u> = CS 390 D6RA5 HA ORIG.</p>	<p>110585 89 059</p>  <p><u>MOTOR ARRANQUE BOSCH</u> = CS 310</p>	<p>110587 89 059</p>  <p><u>MOTOR ARRANQUE PARIS-RHONE</u> = CS 326</p>	<p>110590 89 059</p>  <p><u>MOTOR ARRANQUE DELCO</u> = US 843 BOBCAT</p>

<p>110594 89 059</p>  <p><u>MOTOR ARRANQUE BELLARUS</u> = CS 952</p>	<p>110601 89 059</p>  <p><u>MOTOR ARRANQUE 24V BOSCH</u> 0001402041 MERCEDES</p>	<p>110602 89 059</p>  <p><u>MOTOR ARRANQUE DELCO</u> = US 844</p>	<p>110615 89 059</p>  <p><u>MOTOR ARRANQUE LUCAS</u> = CS 703 26357</p>	<p>110634 89 059</p>  <p><u>MOTOR ARRANQUE 12V JOHN</u> AM39137 BRIGGS & STRATTON</p>
<p>110640 89 059</p>  <p><u>MOTOR ARRANQUE ROMENO</u> = CS 704</p>	<p>110719 89 059</p>  <p><u>MOTOR ARRANQUE 12V HITACHI</u> S13-45B CABSTAR 2.5D3</p>	<p>110720 89 059</p>  <p><u>MOTOR ARRANQUE</u> = JS 734</p>	<p>110723 89 059</p>  <p><u>MOTOR ARRANQUE HITACHI</u> = JS 748</p>	<p>110809 89 059</p>  <p><u>MOTOR ARRANQUE MITSUBISHI</u> = JS 344</p>
<p>110812 89 059</p>  <p><u>MOTOR ARRANQUE MARELLI</u> = CS 289</p>	<p>110813 89 059</p>  <p><u>MOTOR ARRANQUE MARELLI</u> = CS 572</p>	<p>110818 89 059</p>  <p><u>MOTOR ARRANQUE LUCAS</u> = CS 705</p>	<p>110820 89 059</p>  <p><u>MOTOR ARRANQUE 12V HITACHI</u> S13-89/289 TERMO KING SHI1005</p>	<p>110839 89 059</p>  <p><u>MOTOR ARRANQUE BOSCH</u> = CS 322</p>
<p>110847 89 059</p>  <p><u>MOTOR ARRANQUE 12V BOSCH</u> 0001108047 ASTRA F = CS372</p>	<p>110861 89 059</p>  <p><u>MOTOR ARRANQUE BOSCH</u> = CS 185</p>	<p>110933 89 059</p>  <p><u>MOTOR ARRANQUE MITSUBISHI</u> = JS 899</p>	<p>110941 89 059</p>  <p><u>MOTOR ARRANQUE NIPONDENSO</u> 228000-1421/1422 - CATERPILLAR</p>	<p>110944 89 059</p>  <p><u>MOTOR ARRANQUE 24V DENSO</u> 128000-5733 CATTERPILLAR 3114/6</p>
<p>110947 89 059</p>  <p><u>MOTOR ARRANQUE 12V</u> M8T70471 MARINE</p>	<p>110962 89 059</p>  <p><u>MOTOR ARANQUE NIPONDENSO</u> 028000-983 9D (A73,90 B 19,10)</p>	<p>110999 89 059</p>  <p><u>MOTOR ARRANQUE BOSCH</u> = US 823</p>	<p>111001 89 059</p>  <p><u>MOTOR ARRANQUE MARELLI</u> = CS 718</p>	<p>111004 89 059</p>  <p><u>MOTOR ARRANQUE BOSCH</u> = CS 804</p>
<p>111015 89 059</p>  <p><u>MOTOR ARRANQUE 12V BOSCH</u> = CS 807</p>	<p>111025 89 059</p>  <p><u>MOTOR ARRANQUE MARELLI</u> = CS 371</p>	<p>111029 89 059</p>  <p><u>MOTOR ARRANQUE VALEO</u> = CS 542</p>	<p>111040 89 059</p>  <p><u>MOTOR ARRANQUE DELCO 12V</u> 6# PG-200/260</p>	<p>111041 89 059</p>  <p><u>MOTOR ARRANQUE DELCO 12V</u> # 1998336/1998383 = SMG1005</p>
<p>111053 89 059</p>  <p><u>MOTOR ARRANQUE LUCAS</u> = CS 123</p>	<p>111060 89 059</p>  <p><u>MOTOR ARRANQUE BOSCH</u> = CS 295</p>	<p>111063 89 059</p>  <p><u>MOTOR ARRANQUE BOSCH</u> = CS 317</p>	<p>111065 89 059</p>  <p><u>MOTOR ARRANQUE BOSCH</u> = CS 331</p>	<p>111068 89 059</p>  <p><u>MOTOR ARRANQUE 12V BOSCH</u> 0001208226 PSA</p>

<p>111070 89 059</p>  <p><u>MOTOR ARRANQUE PARIS-RHONE</u> = CS 373</p>	<p>111087 89 059</p>  <p><u>MOTOR ARRANQUE</u> = JS 909</p>	<p>111091 89 059</p>  <p><u>MOTOR DC 24V 1.5Kw</u> 4# 0.136.355.081</p>	<p>111092 89 059</p>  <p><u>MOTOR DC 12V 2.0 Kw</u> 9# 0.136.355.080</p>	<p>111097 89 059</p>  <p><u>MOTOR ARRANQUE HC 24V CAV</u> 1327470,-471,-7620 KOMATSU/</p>
<p>111108 89 059</p>  <p><u>MOTOR ARRANQUE MITSUBISHI</u> = JS 779</p>	<p>111109 89 059</p>  <p><u>MOTOR ARRANQUE 12V VALEO</u> = CS 314</p>	<p>111114 89 059</p>  <p><u>MOTOR ARRANQUE 12V VALEO</u> = CS353</p>	<p>111115 89 059</p>  <p><u>MOTOR ARRANQUE PARIS-RHONE</u> = CS 361</p>	<p>111117 89 059</p>  <p><u>MOTOR ARRANQUE MARELLI</u> = CS 364</p>
<p>111123 89 059</p>  <p><u>MOTOR ARRANQUE VALEO</u> = CS 519</p>	<p>111129 89 059</p>  <p><u>MOTOR ARRANQUE BOSCH</u> = CS 551</p>	<p>111130 89 059</p>  <p><u>MOTOR ARRANQUE VALEO</u> = CS 566</p>	<p>111136 89 059</p>  <p><u>MOTOR ARRANQUE HITACHI</u> = JS 651 S114-480 HA ORIG.</p>	<p>111189 89 059</p>  <p><u>MOTOR ARRANQUE</u> = JS 933</p>
<p>111196 89 059</p>  <p><u>MOTOR ARRANQUE</u> = JS 932</p>	<p>111197 89 059</p>  <p><u>MOTOR ARRANQUE 12V</u> 028000-9030 KUBOTA</p>	<p>111214 89 059</p>  <p><u>MOTOR ARRANQUE MAGNETON</u> = CS 798</p>	<p>111224 89 059</p>  <p><u>MOTOR ARRANQUE DELCO</u> 9# 37MT 1990315 12V</p>	<p>111228 89 059</p>  <p><u>MOTOR ARRANQUE MARELLI</u> = CS 536</p>
<p>111231 89 059</p>  <p><u>MOTOR ARRANQUE PARIS-RHONE</u> = CS 983</p>	<p>111251 89 059</p>  <p><u>MOTOR ARRANQUE VALEO</u> = CS 681</p>	<p>111269 89 059</p>  <p><u>MOTOR ARRANQUE BOSCH</u> 0.001.108.152/158</p>	<p>111272 89 059</p>  <p><u>MOTOR ARRANQUE MITSUBISHI</u> = JS 1009</p>	<p>111273 89 059</p>  <p><u>MOTOR ARRANQUE 12V</u> # INF = 150533133</p>
<p>111274 89 059</p>  <p><u>MOTOR ARRANQUE HITACHI</u> = JS 753 S114-481 HA ORIG.</p>	<p>111300 89 059</p>  <p><u>MOTOR ARRANQUE MITSUBISHI</u> = JS 1102</p>	<p>111312 89 059</p>  <p><u>MOTOR ARRANQUE MITSUBISHI</u> = JS 759</p>	<p>111332 89 059</p>  <p><u>MOTOR ARRANQUE VALEO</u> = CS 550 D11E120</p>	<p>111334 89 059</p>  <p><u>MOTOR ARRANQUE 12V VALEO</u> D6RA 15 BMW</p>
<p>111335 89 059</p>  <p><u>MOTOR ARRANQUE VALEO 12V</u> D6RA75 MOTO BMW MOD R..</p>	<p>111346 89 059</p>  <p><u>MOTOR ARRANQUE LUCAS</u> = CS 994</p>	<p>111347 89 059</p>  <p><u>MOTOR ARRANQUE BOSCH</u> = CS 327</p>	<p>111350 89 059</p>  <p><u>MOTOR ARRANQUE BELARUS</u> 24.3708</p>	<p>111387 89 059</p>  <p><u>MOTOR ARRANQUE</u> = JS 642 28100-54070 HA ORIG.</p>




































<p>111422 89 059</p>  <p><u>MOTOR ARRANQUE MARELLI</u> = CS 796</p>	<p>111452 89 059</p>  <p><u>MOTOR ARRANQUE MITSUBISHI</u> = JS 751</p>	<p>111454 89 059</p>  <p><u>MOTOR ARRANQUE</u> = JS 757</p>	<p>111461 89 059</p>  <p><u>MOTOR ARRANQUE 12V</u> M2T60171 HYUNDAI H1 2.5TD</p>	<p>111466 89 059</p>  <p><u>MOTOR EIXO MORTO</u> 0.136.355.042/061</p>
<p>111475 89 059</p>  <p><u>MOTOR ARRANQUE MITSUBISHI</u> = JS 394</p>	<p>111476 89 059</p>  <p><u>MOTOR ARRANQUE MITSUBISHI</u> = JS 770</p>	<p>111508 89 059</p>  <p><u>MOTOR ARRANQUE 12V</u> = CS 886</p>	<p>111534 89 059</p>  <p><u>MOTOR ARRANQUE HITACHI</u> = JS 941 S114-850</p>	<p>111554 89 059</p>  <p><u>MOTOR ARRANQUE</u> = JS 902 128000-9880</p>
<p>111558 89 059</p>  <p><u>MOTOR ARRANQUE HITACHI</u> = JS 540</p>	<p>111559 89 059</p>  <p><u>MOTOR ARRANQUE HITACHI</u> = JS 639</p>	<p>111561 89 059</p>  <p><u>MOTOR ARRANQUE</u> = JS 630</p>	<p>111574 89 059</p>  <p><u>MOTOR ARRANQUE LUCAS</u> = CS 889</p>	<p>111619 89 059</p>  <p><u>MOTOR ARRANQUE BOSCH</u> = CS 374</p>
<p>111636 89 059</p>  <p><u>MOTOR ARRANQUE BOSCH</u> = CS 387</p>	<p>111640 89 059</p>  <p><u>MOTOR ARRANQUE 24V BOSCH</u> = CS 269</p>	<p>111641 89 059</p>  <p><u>MOTOR ARRANQUE 12V VALEO</u> =CS1057</p>	<p>111679 89 059</p>  <p><u>MOTOR ARRANQUE</u> = JS-1021</p>	<p>111683 89 059</p>  <p><u>MOTOR ARRANQUE DENSO</u> = JS 552</p>
<p>111690 89 059</p>  <p><u>MOTOR ARRANQUE HITACHI</u> = JS 1091 S114-808 HA ORIG.</p>	<p>111694 89 059</p>  <p><u>MOTOR ARRANQUE BOSCH</u> = CS 624</p>	<p>111699 89 059</p>  <p><u>MOTOR ARRANQUE DELCO</u> = CS 1258</p>	<p>111724 89 059</p>  <p><u>MOTOR ARRANQUE BOSCH</u> = CS 1071</p>	<p>111748 89 059</p>  <p><u>MOTOR ARRANQUE BOSCH</u> = CS 618</p>
<p>111755 89 059</p>  <p><u>MOTOR ARRANQUE BOSCH</u> 9# 0.001.369.022 12V</p>	<p>111760 89 059</p>  <p><u>MOTOR ARRANQUE 24V DELCO</u> 10461486 CUMMINS</p>	<p>111766 89 059</p>  <p><u>MOTOR ARRANQUE 12V HITACHI</u> S114-323 YANMAR</p>	<p>111771 89 059</p>  <p><u>MOTOR ARRANQUE BOSCH</u> = CS 1077</p>	<p>111786 89 059</p>  <p><u>MOTOR ARRANQUE DELCO 12V</u> 6# 9000812</p>
<p>111805 89 059</p>  <p><u>MOTOR ARRANQUE BOSCH</u> = JS 1214</p>	<p>111851 89 059</p>  <p><u>MOTOR ARRANQUE BOSCH</u> = CS 1044</p>	<p>111865 89 059</p>  <p><u>MOTOR ARRANQUE LUCAS</u> = CS 589</p>	<p>111900 89 059</p>  <p><u>MOTOR ARRANQUE BOSCH</u> = CS 974</p>	<p>111904 89 059</p>  <p><u>MOTOR ARRANQUE BOSCH</u> = CS 988</p>

<p>111906 89 059</p>  <p><u>MOTOR ARRANQUE 12V BOSCH</u> = CS 1050</p>	<p>111908 89 059</p>  <p>= CS1048 <u>MOTOR ARRANQUE 12V BOSCH</u></p>	<p>111910 89 059</p>  <p><u>MOTOR ARRANQUE BOSCH</u> = CS 1061</p>	<p>111911 89 059</p>  <p><u>MOTOR ARRANQUE BOSCH</u> = CS 516</p>	<p>111912 89 059</p>  <p><u>MOTOR ARRANQUE MITSUBISHI</u> = JS 1140</p>
<p>111913 89 059</p>  <p><u>MOTOR ARRANQUE MITSUBISHI</u> = JS 777</p>	<p>111982 89 059</p>  <p><u>MOTOR ARRANQUE BOSCH</u> = CS-1112</p>	<p>111996 89 059</p>  <p><u>MOTOR ARRANQUE BOSCH</u> = CS 1118</p>	<p>112006 89 059</p>  <p><u>MOTOR ARRANQUE 12V BOSCH</u> = JS 1135</p>	<p>112026 89 059</p>  <p><u>MOTOR ARRANQUE 12V MARELLI</u> 63114014 PSA 2.8Hdi = CS 1109</p>
<p>112034 89 059</p>  <p><u>MOTOR ARRANQUE BOSCH</u> 0.001.109.029 12V</p>	<p>112036 89 059</p>  <p><u>MOTOR ARRANQUE</u> 6# 128000-0972</p>	<p>112037 89 059</p>  <p><u>MOTOR ARRANQUE BOSCH 24V</u> 001368005 BOSCH 24V</p>	<p>112052 89 059</p>  <p><u>MOTOR ARRANQUE BOSCH</u> = CS 599</p>	<p>112053 89 059</p>  <p><u>MOTOR ARRANQUE BOSCH</u> = CS 885</p>
<p>112074 89 059</p>  <p><u>MOTOR ARRANQUE BOSCH</u> = CS-1126</p>	<p>112083 89 059</p>  <p><u>MOTOR ARRANQUE HITACHI</u> = JS 999</p>	<p>112103 89 059</p>  <p><u>MOTOR ARRANQUE MITSUBISHI</u> = CS 1160</p>	<p>112136 89 059</p>  <p><u>MOTOR ARRANQUE 12V ISKRA</u> 11130896/AZJ3318 MASSEY</p>	<p>112167 89 059</p>  <p><u>MOTOR ARRANQUE BOSCH</u> = CS 598</p>
<p>112169 89 059</p>  <p><u>MOTOR ARRANQUE 24V CUMMINS</u> 3908594 LANDBRUG</p>	<p>112171 89 059</p>  <p><u>MOTOR ARRANQUE BOSCH</u> 0001107024 - Lombardini</p>	<p>112172 89 059</p>  <p><u>MOTOR ARRANQUE BOSCH 12V</u> 6# 0001109009</p>	<p>112173 89 059</p>  <p><u>MOTOR ARRANQUE BOSCH</u> 1.001.362.059/303</p>	<p>112214 89 059</p>  <p><u>MOTOR ARRANQUE MITSUBA</u> = JS 648</p>
<p>112218 89 059</p>  <p><u>MOTOR ARRANQUE 12V VALEO</u> = CS 1174</p>	<p>112221 89 059</p>  <p><u>MOTOR ARRANQUE 12V BOSCH</u> =CS1165 VAG LT 2.5 TDi = CS 1165</p>	<p>112236 89 059</p>  <p><u>MOTOR ARRANQUE 12V BOSCH</u> =CS1047</p>	<p>112236 89 059</p>  <p><u>MOTOR ARRANQUE BOSCH</u> = CS 1047</p>	<p>112241 89 059</p>  <p><u>MOTOR ARRANQUE DELCO 12V</u> 6# 9000841</p>
<p>112251 89 059</p>  <p><u>MOTOR ARRANQUE FORD</u> = CS 977</p>	<p>112267 89 059</p>  <p><u>MOTOR ARRANQUE DELCO</u> = US 845</p>	<p>112268 89 059</p>  <p><u>MOTOR ARRANQUE DELCO 12V</u> 6# 28MT 1113290</p>	<p>112289 89 059</p>  <p><u>MOTOR ARRANQUE MARELLI</u> = CS 285</p>	<p>112291 89 059</p>  <p><u>MOTOR ARRANQUE HITACHI</u> S114-655/655A</p>




































<p>112295 89 059</p>  <p><u>MOTOR ARRANQUE VALEO</u> = CS 684</p>	<p>112308 89 059</p>  <p><u>MOTOR ARRANQUE BOSCH</u> = CS 585</p>	<p>112318 89 059</p>  <p><u>MOTOR DC 24V 2.5 Kw</u> 9# 19024732</p>	<p>112320 89 059</p>  <p><u>MOTOR ARRANQUE HITACHI</u> = JS 1158</p>	<p>112322 89 059</p>  <p><u>MOTOR ARRANQUE 12V HYUNDAI</u> 36100-02511 GETZ 1.1</p>
<p>112336 89 059</p>  <p><u>MOTOR ARRANQUE</u> = JS 1089</p>	<p>112342 89 059</p>  <p><u>MOTOR ARRANQUE 12V</u> M3T95082 HYUNDAI</p>	<p>112344 89 059</p>  <p><u>MOTOR ARRANQUE 12V POONG-</u> 03111-5020 DAEWOO</p>	<p>112365 89 059</p>  <p><u>MOTOR ARRANQUE HITACHI</u> = JS-1159</p>	<p>112370 89 059</p>  <p><u>MOTOR ARRANQUE MITSUBISHI</u> = JS 1221</p>
<p>112371 89 059</p>  <p><u>MOTOR ARRANQUE 12V HITACHI</u> S13-207 COROLLA 1.6VVTI</p>	<p>112373 89 059</p>  <p><u>MOTOR ARRANQUE 12V HITACHI</u> = JS 1356</p>	<p>112374 89 059</p>  <p><u>MOTOR ARRANQUE HITACHI</u> S13-41/78</p>	<p>112379 89 059</p>  <p><u>MOTOR ARRANQUE MARELLI</u> = CS-1212</p>	<p>112380 89 059</p>  <p><u>MOTOR ARRANQUE 12V MARELLI</u> = CS 1206</p>
<p>112382 89 059</p>  <p><u>MOTOR ARRANQUE 12V MARELLI</u> =CS 1192</p>	<p>112388 89 059</p>  <p><u>MOTOR ARRANQUE 12V</u> = CS 1204</p>	<p>112429 89 059</p>  <p><u>MOTOR ARRANQUE 12V BOSCH</u> = CS 1181</p>	<p>112437 89 059</p>  <p>001371008 SCANIA = CS 1199 <u>MOTOR ARRANQUE 24V BOSCH</u></p>	<p>112439 89 059</p>  <p><u>MOTOR ARRANQUE 12V BOSCH</u> = CS1201</p>
<p>112440 89 059</p>  <p><u>MOTOR ARRANQUE BOSCH</u> = CS 1162</p>	<p>112441 89 059</p>  <p><u>MOTOR ARRANQUE 12V BOSCH</u> =CS 1203</p>	<p>112474 89 059</p>  <p><u>MOTOR ARRANQUE VALEO</u> = CS 1193</p>	<p>112475 89 059</p>  <p><u>MOTOR ARRANQUE VALEO</u> = CS 1207</p>	<p>112478 89 059</p>  <p><u>MOTOR ARRANQUE HITACHI 12V</u> 6# S114-414A</p>
<p>112488 89 059</p>  <p><u>MOTOR ARRANQUE 12V</u> 443115142780 BELARUS</p>	<p>112494 89 059</p>  <p><u>MOTOR ARRANQUE 24V BOSCH</u> 0001231005 VOLVO</p>	<p>112502 89 059</p>  <p><u>MOTOR ARRANQUE 24V POONG</u> 03112-7021 DAEWOO</p>	<p>112533 89 059</p>  <p><u>MOTOR ARRANQUE BOSCH</u> = CS 984</p>	<p>112534 89 059</p>  <p><u>MOTOR ARRANQUE ISKRA 12V</u> AZE 2155 11.131.267</p>
<p>112544 89 059</p>  <p><u>MOTOR ARRANQUE</u> 6# 128000-9820</p>	<p>112545 89 059</p>  <p><u>MOTOR ARRANQUE</u> 9# 128000-8171 12V</p>	<p>112546 89 059</p>  <p><u>MOTOR ARRANQUE 12V DELCO</u> 10455516 LANDBRUG</p>	<p>112547 89 059</p>  <p><u>MOTOR ARRANQUE</u> 6# 228000-6320</p>	<p>112562 89 059</p>  <p><u>MOTOR FIXO MORTO TRIM</u> EVD4001 OMC MARINE</p>

<p>112563 89 059</p>  <p><u>MOTOR ARRANQUE 12V B&S</u> 795121 BRIGGS&STRATTON JOHN</p>	<p>112660 89 059</p>  <p><u>MOTOR ARRANQUE BOSCH 12V</u> = CS 106</p>	<p>112672 89 059</p>  <p><u>MOTOR ARRANQUE HITACHI</u> 9# S 13-138 12V</p>	<p>112676 89 059</p>  <p><u>MOTOR ARRANQUE HITACHI</u> S13-204 YANMAR = SH1022 +B</p>	<p>112821 89 059</p>  <p><u>MOTOR ARRANQUE</u> = CS 1245</p>
<p>112822 89 059</p>  <p><u>MOTOR ARRANQUE 24V DENSO</u> = CS 1383</p>	<p>112823 89 059</p>  <p><u>MOTOR ARRANQUE 24V DENSO</u> =CS 1292 = 501503103</p>	<p>112851 89 059</p>  <p><u>MOTOR ARRANQUE BOSCH</u> = CS 1274</p>	<p>113129 89 059</p>  <p><u>MOTOR ARRANQUE 24V</u> M3T56070 FUSO</p>	<p>113132 89 059</p>  <p><u>MOTOR ARRANQUE 12V DENSO</u> 228000-8041 GAFFELTRUCK</p>
<p>113134 89 059</p>  <p><u>MOTOR ARRANQUE BOSCH</u> = CS 370</p>	<p>113181 89 059</p>  <p><u>MOTOR ARRANQUE BOSCH/KHD</u> 0001223016 KHD</p>	<p>113182 89 059</p>  <p><u>MOTOR ARRANQUE BOSCH 12V</u> 0001230023 = 500536093</p>	<p>113194 89 059</p>  <p><u>MOTOR ARRANQUE 24V</u> M2T64272 CATTERPILLAR</p>	<p>113195 89 059</p>  <p><u>MOTOR ARRANQUE MITSUBISHI</u> = M8T80071 = 2-2139</p>
<p>113203 89 059</p>  <p><u>MOTOR ARRANQUE 24V DENSO</u> # 00813-3240 KOMATSU FD40</p>	<p>113210 89 059</p>  <p><u>MOTOR ARRANQUE HC HITACHI</u> S 24-01B</p>	<p>113254 89 059</p>  <p><u>MOTOR ARRANQUE VALEO</u> = CS 1260</p>	<p>113281 89 059</p>  <p><u>MOTOR ARRANQUE 12V BOSCH</u> 0001107080 = CS 1253</p>	<p>113303 89 059</p>  <p><u>MOTOR ARRANQUE 12V BOSCH</u> 0001109252 XC70 2.4</p>
<p>113319 89 059</p>  <p><u>MOTOR ARRANQUE 12V</u> = JS 1235</p>	<p>113329 89 059</p>  <p><u>MOTOR ARRANQUE 12V POONG-</u> = JS 1234</p>	<p>113361 89 059</p>  <p><u>MOTOR ARRANQUE</u> = JS 1149</p>	<p>113381 89 059</p>  <p><u>MOTOR ARRANQUE MARELLI</u> = CS 795</p>	<p>113387 89 059</p>  <p><u>MOTOR ARRANQUE BOSCH</u> = CS 801</p>
<p>113389 89 059</p>  <p><u>MOTOR ARRANQUE BOSCH</u> = CS 576</p>	<p>113408 89 059</p>  <p><u>MOTOR ARRANQUE 24V HITACHI</u> S114-817 YANMAR</p>	<p>113430 89 059</p>  <p><u>MOTOR ARRANQUE BOSCH</u> = CS 1045</p>	<p>113445 89 059</p>  <p><u>MOTOR ARRANQUE MITSUBISHI</u> = JS 1351</p>	<p>113446 89 059</p>  <p><u>MOTOR ARRANQUE MARELLI</u> = CS 1171</p>
<p>113456 89 059</p>  <p><u>MOTOR ARRANQUE DAEWOO 24V</u> 65-26201-7049 = 281501113</p>	<p>113466 89 059</p>  <p><u>MOTOR ARRANQUE 24V VALEO</u> = CS 608</p>	<p>113468 89 059</p>  <p><u>MOTOR ARRANQUE 24V BOSCH</u> 0001231030 MAN = CS1243</p>	<p>113481 89 059</p>  <p><u>MOTOR ARRANQUE VALEO</u> = CS 784</p>	<p>113509 89 059</p>  <p><u>MOTOR ARRANQUE 12V BOSCH</u> = CS 1286</p>

<p>113605 89 059</p>  <p><u>MOTOR ARRANQUE VALEO</u> = CS 1060</p>	<p>113654 89 059</p>  <p><u>MOTOR ARRANQUE 12V MARELLI</u> 63280040 PERKINS</p>	<p>113655 89 059</p>  <p><u>MOTOR ARRANQUE PERKINS 12V</u> 2873K405</p>	<p>113659 89 059</p>  <p><u>MOTOR ARRANQUE 12V HYUNDAI</u> =JS 1311 ACCENT</p>	<p>113662 89 059</p>  <p><u>MOTOR ARRANQUE 12V DENSO</u> = CS 1242</p>
<p>113672 89 059</p>  <p><u>MOTOR ARRANQUE 24V RENAULT</u> 5001853713 = CS1386 +c</p>	<p>113673 89 059</p>  <p><u>MOTOR ARRANQUE 24V VALEO</u> =CS1325</p>	<p>113674 89 059</p>  <p><u>MOTOR ARRANQUE BOSCH</u> = CS 976</p>	<p>113675 89 059</p>  <p><u>MOTOR ARRANQUE HITACHI</u> S25-163 24V ISUZU</p>	<p>113676 89 059</p>  <p><u>MOTOR ARRANQUE 24V VALEO</u> =CS 1348</p>
<p>113678 89 059</p>  <p><u>MOTOR ARRANQUE 12V BOSCH</u> = CS 1405</p>	<p>113680 89 059</p>  <p><u>MOTOR ARRANQUE HITACHI</u> S114-656/656A</p>	<p>113696 89 059</p>  <p><u>MOTOR ARRANQUE 12V DENSO</u> 228000-5122 NEW-HOLLAND</p>	<p>113702 89 059</p>  <p><u>MOTOR ARRANQUE 12V</u> = JS 1352</p>	<p>113706 89 059</p>  <p><u>MOTOR ARRANQUE 12V BOSCH</u> 0001107107 LOMBARDINI</p>
<p>113719 89 059</p>  <p><u>MOTOR ARRANQUE VALEO</u> = CS 1346</p>	<p>113725 89 059</p>  <p><u>MOTOR ARRANQUE 12V DENSO</u> 128000-0210 CASE</p>	<p>113727 89 059</p>  <p><u>MOTOR ARRANQUE 12V VALEO</u> TM000A28901 BOBCAT</p>	<p>113750 89 059</p>  <p><u>MOTOR ARRANQUE 12V BOSCH</u> =CS 788</p>	<p>113752 89 059</p>  <p><u>MOTOR ARRANQUE FIAT</u> = CS 1037</p>
<p>113757 89 059</p>  <p><u>MOTOR ARRANQUE 12V DENSO</u> = JS 1154</p>	<p>113759 89 059</p>  <p><u>MOTOR ARRANQUE 24V BOSCH</u> = CS1267</p>	<p>113773 89 059</p>  <p><u>MOTOR ARRANQUE 12V VALEO</u> D6GS14M GOLF V 1.4 FSI</p>	<p>113794 89 059</p>  <p><u>MOTOR ARRANQUE 12V FORD OE</u> = CS1246</p>	<p>113796 89 059</p>  <p><u>MOTOR ARRANQUE VALEO</u> TM000A31201 12V HYUDAY KIA</p>
<p>113797 89 059</p>  <p><u>MOTOR ARRANQUE 12V KIA</u> = JS1365</p>	<p>113841 89 059</p>  <p><u>MOTOR ARRANQUE 12V BOSCH</u> = CS 1323</p>	<p>113842 89 059</p>  <p><u>MOTOR ARRANQUE 12V VALEO</u> = CS 1293</p>	<p>113843 89 059</p>  <p><u>MOTOR ARRANQUE 12V OPEL</u> = CS 1334</p>	<p>113851 89 059</p>  <p><u>MOTOR ARRANQUE BOSCH</u> = CS 1269</p>
<p>113859 89 059</p>  <p><u>MOTOR ARRANQUE 24V BOSCH</u> 1447912 SCANIA P/G/R/T</p>	<p>113860 89 059</p>  <p><u>MOTOR ARRANQUE 12V</u> 25187951 = CS1422 +c</p>	<p>113891 89 059</p>  <p><u>MOTOR ARRANQUE 24V BOSCH</u> = CS 1399</p>	<p>113893 89 059</p>  <p><u>MOTOR ARRANQUE 12V DENSO</u> 128000-8460 KUBOTA</p>	<p>113897 89 059</p>  <p><u>MOTOR ARRANQUE MITSUBISHI</u> = CS 1332</p>

<p>113907 89 059</p>  <p><u>MOTOR ARRANQUE 12V FORD OE</u> 1325943 FOCUS 1.8</p>	<p>113911 89 059</p>  <p><u>MOTOR ARRANQUE 12V FORD OE</u> = CS 1377</p>	<p>113925 89 059</p>  <p><u>MOTOR ARRANQUE 12V CARGO</u> = CS 1265</p>	<p>113926 89 059</p>  <p><u>MOTOR ARRANQUE 12V VALEO</u> = CS 1342</p>	<p>113927 89 059</p>  <p><u>MOTOR ARRANQUE 12V</u> = CS 1273 = 570538123 OE</p>
<p>113928 89 059</p>  <p><u>MOTOR ARRANQUE 12V DENSO</u> 228000-1180 CIVIC/FREELANDER</p>	<p>113931 89 059</p>  <p><u>MOTOR ARRANQUE MITSUBISHI</u> M1T30071 OPEL 1.9CDTI = CS1264</p>	<p>113932 89 059</p>  <p><u>MOTOR ARRANQUE 12V VALEO</u> = CS 1276</p>	<p>113933 89 059</p>  <p><u>MOTOR ARRANQUE 12V VALEO</u> = CS 1329</p>	<p>113934 89 059</p>  <p><u>MOTOR ARRANQUE 24V BOSCH</u> = CS 1380</p>
<p>113935 89 059</p>  <p><u>MOTOR ARRANQUE 12V BOSCH</u> =CS 1369</p>	<p>113937 89 059</p>  <p><u>MOTOR ARRANQUE 12V VALEO</u> 1250128 = JS 1355 = 250503102</p>	<p>113938 89 059</p>  <p><u>MOTOR ARRANQUE 12V DENSO</u> 228000-5340 = JS1155</p>	<p>113959 89 059</p>  <p><u>MOTOR ARRANQUE 12V FORD</u> = CS 1421</p>	<p>113962 89 059</p>  <p><u>MOTOR ARRANQUE CARGO</u> = CS 1379</p>
<p>113963 89 059</p>  <p><u>MOTOR ARRANQUE 12V VALEO</u> =CS 1407</p>	<p>113964 89 059</p>  <p><u>MOTOR ARRANQUE 12V</u> = CS 1439</p>	<p>114021 89 059</p>  <p><u>MOTOR ARRANQUE BOSCH</u> # I 0001230020 = SBO1167</p>	<p>114030 89 059</p>  <p><u>MOTOR ARRANQUE 12V VALEO</u> = CS 13914</p>	<p>114032 89 059</p>  <p><u>MOTOR ARRANQUE HITACHI 12V</u> S13-527B MASCOTT 3.0TD</p>
<p>114034 89 059</p>  <p><u>MOTOR ARRANQUE 12V BOSCH</u> 0001120406 = MACS13030 =CS1330</p>	<p>114051 89 059</p>  <p><u>MOTOR ARRANQUE 12V</u> 00051513801 SMART = CS 1241</p>	<p>114053 89 059</p>  <p><u>MOTOR ARRANQUE 12V BOSCH</u> 0001218161 LOMBARDINI</p>	<p>114054 89 059</p>  <p><u>MOTOR ARRANQUE 12V BOSCH</u> =CS 1449 PSA 3.0HD</p>	<p>114055 89 059</p>  <p><u>MOTOR ARRANQUE 12V BOSCH</u> 000119357 JHON DEERE</p>
<p>114057 89 059</p>  <p><u>MOTOR ARRANQUE 12V</u> MOT45371ZT CLIO</p>	<p>114058 89 059</p>  <p><u>MOTOR ARRANQUE 12V</u> = CS 1428 = 130541103</p>	<p>114068 89 059</p>  <p><u>MOTOR ARRANQUE 12V BOSCH 1.4</u> 0001107440 YARIS D-4D=CS 1453</p>	<p>114072 89 059</p>  <p><u>MOTOR ARRANQUE 12V DENSO</u> 428000-0660 =CS1473 = 210533112</p>	<p>114091 89 059</p>  <p><u>MOTOR ARRANQUE 12V BOSCH</u> 0001115040 E81/3/91 =CS 1406</p>
<p>114092 89 059</p>  <p><u>MOTOR DE ARRANQUE 12V</u> 0001109204 1.8TDCI = CS 1408</p>	<p>114093 89 059</p>  <p><u>MOTOR ARRANQUE 12V BOSCH</u> = CS 1410</p>	<p>114094 89 059</p>  <p><u>MOTOR ARRANQUE 12V BOSCH</u> =CS 1411</p>	<p>114095 89 059</p>  <p><u>MOTOR AARANQUE 12V VALEO</u> =CS 1385</p>	<p>114100 89 059</p>  <p><u>MOTOR ARRANQUE 24V</u> M9T80271 RENAULT TRUK= 2-8388</p>

<p>114103 89 059</p>  <p><u>028000-8720 SUZUKI</u> <u>MOTOR ARRANQUE 12V DENSO</u></p>	<p>114106 89 059</p>  <p><u>MOTOR ARRANQUE BOSCH 12V</u> <u>0001109043 HATZ = 730503092</u></p>	<p>114108 89 059</p>  <p><u>MOTOR ARRANQUE 12V</u> <u>=CS 1359 SMART</u></p>	<p>114119 89 059</p>  <p><u>MOTOR ARRANQUE FORD</u> <u>= CS 1396 +C</u></p>	<p>114123 89 059</p>  <p><u>MOTOR ARRANQUE MARELLI</u> <u>= CS1125</u></p>
<p>114127 89 059</p>  <p><u>MOTOR ARRANQUE 12V VALEO</u> <u>=CS 1328</u></p>	<p>114162 89 059</p>  <p><u>MOTOR ARRANQUE 12V BOSCH</u> <u>= CS1289</u></p>	<p>114163 89 059</p>  <p><u>MOTOR ARRANQUE 12V VALEO</u> <u>=CS1294</u></p>	<p>114173 89 059</p>  <p><u>MOTOR ARRANQUE 12V BOSCH</u> <u>0001123020 CADDY 2.0SDI=CS1397</u></p>	<p>114177 89 059</p>  <p><u>MOTOR ARRANQUE 12V BOSCH</u> <u>=CS 1423</u></p>
<p>114183 89 059</p>  <p><u>MOTOR ARRANQUE 12V</u> <u>= CS1526 = S5142</u></p>	<p>114196 89 059</p>  <p><u>MOTOR ARRANQUE 24V BOSCH</u> <u>0001231026 NEW HOLLAND</u></p>	<p>114199 89 059</p>  <p><u>MOTOR ARRANQUE 12V VALEO</u> <u>= JS 1307</u></p>	<p>114216 89 59</p>  <p><u>MOTOR ARRANQUE 12V DENSO</u> <u>= JS1369</u></p>	<p>114217 89 059</p>  <p><u>MOTOR ARRANQUE HC 12V</u> <u>M001T93571 = SS143=CS1460</u></p>
<p>114220 89 059</p>  <p><u>MOTOR ARRANQUE BOSCH 12V</u> <u>0001231018 = SBO2120</u></p>	<p>114232 89 059</p>  <p><u>MOTOR ARRANQUE 12V</u> <u>M8T76072 =CS1424=160558112</u></p>	<p>114233 89 059</p>  <p><u>MOTOR ARRANQUE 12V BOSCH</u> <u>= CS 1180.</u></p>	<p>114237 89 059</p>  <p><u>MOTOR ARRANQUE 12V</u> <u>M12T88572 JEEP/CHRYSLER</u></p>	<p>114295 89 059</p>  <p><u>MOTOR ARRANQUE 12V BOSCH</u> <u>=CS 1445</u></p>
<p>114297 89 059</p>  <p><u>MOTOR ARRANQUE 12V BOSCH</u> <u>= CS 1413 = SBO1227</u></p>	<p>114299 89 059</p>  <p><u>MOTOR ARRANQUE BOSCH 12V</u> <u>0001123028/029 VAG</u></p>	<p>114304 89 059</p>  <p><u>MOTOR ARRANQUE 12V BOSCH</u> <u>0001218822 VAG LT 2.8 TDI</u></p>	<p>114305 89 059</p>  <p><u>MOTOR ARRANQUE HC 12V</u> <u>4280005510=550546122=CS1527+c</u></p>	<p>114310 89 059</p>  <p><u>MOTOR ARRANQUE 24V</u> <u>M3T82672 VOLVO TRUKS</u></p>
<p>114317 89 059</p>  <p><u>MOTOR ARRANQUE 12V BOSCH</u> <u>= CS1435</u></p>	<p>114318 89 059</p>  <p><u>MOTOR ARRANQUE 12V BOSCH</u> <u>0001218818 = JS 568</u></p>	<p>114321 89 059</p>  <p><u>MOTOR ARRANQUE MARELLI</u> <u>=CS1212</u></p>	<p>114323 89 059</p>  <p><u>MOTOR ARRANQUE 24V</u> <u>M8T62471 VOLVO TRUCKS</u></p>	<p>114324 89 059</p>  <p><u>MOTOR ARRANQUE ISUZU 24V</u> <u>6972202970</u></p>
<p>114332 89 059</p>  <p><u>MOTOR ARRANQUE DENSO</u> <u>428000-2650 DENSO</u></p>	<p>114387 89 059</p>  <p><u>MOTOR ARRANQUE 12V ISKRA OE</u> <u>11131780 PERKINS = 113654</u></p>	<p>114388 89 059</p>  <p><u>MOTOR ARRANQUE 12V ISKRA oe</u> <u>11131781/AZE4170=113655</u></p>	<p>114396 89 059</p>  <p><u>MOTOR ARRANQUE 24V NIKKO</u> <u>0-0230000-3340 KOMATSU</u></p>	<p>114460 89 059</p>  <p><u>MOTOR ARRANQUE 12V P-RHONE</u> <u>= CS 594</u></p>






<p>114523 89 059</p>  <p><u>MOTOR ARRANQUE 24V BOSCH</u> = CS 1112</p>	<p>114689 89 059</p>  <p><u>MOTOR ARRANQUE 12V BOSCH</u> =CS 1466</p>	<p>114690 89 059</p>  <p><u>MOTOR ARRANQUE 12V BOSCH</u> 0001125520 GAG 3.0 TDi</p>	<p>114742 89 059</p>  <p><u>MOTOR ARRANQUE BOSCH 12V</u> 0001139085 = 550541132</p>	<p>114775 89 059</p>  <p><u>MOTOR ARRANQUE 12V BOSCH</u> 0001125609 VAG</p>
<p>114833 89 059</p>  <p><u>MOTOR DE ARRANQUE 12V</u> 0001115078 DUCATO 2.3D</p>	<p>114849 89 059</p>  <p><u>MOTOR ARRANQUE 12V BOSCH</u> = CS1518</p>	<p>114850 89 059</p>  <p><u>MOTOR ARRANQUE 12V BOSCH</u> 00011139029 MERCEDES</p>	<p>114892 89 059</p>  <p><u>MOTOR ARRANQUE 12V KIA</u> = CS1462</p>	<p>115311 89 059</p>  <p><u>MOTOR ARRANQUE 12V BOSCH</u> 0001123036 VAG 2.0 TDi</p>
<p>115312 89 059</p>  <p><u>MOTOR ARRANQUE MNARELLI</u> = CS1515 = 500558093</p>	<p>115330 89 059</p>  <p><u>MOTOR ARRANQUE 12V</u> M8T76171 CATERPILAR=</p>	<p>115335 89 059</p>  <p><u>MOTOR ARRANQUE 12V BOSCH</u> 0001139001 E87/4/90/91 =CS1467</p>	<p>115336 89 059</p>  <p><u>MOTOR ARRANQUE 12V BOSCH</u> 0001145001 1.6TDi =CS 1505</p>	<p>115399 89 059</p>  <p><u>MOTOR ARRANQUE 12V BOSCH</u> 0001138009 FIAT 1.6 JTD</p>
<p>115402 89 059</p>  <p><u>MOTOR ARRANQUE 12V BOSCH</u> 0001153009 3.0 TDi VAG</p>	<p>115505 89 059</p>  <p><u>MOTOR ARRANQUE 12V BOSCH</u> =CS1203 = 112441 IVECO</p>	<p>115509 89 059</p>  <p><u>MOTOR ARRANQUE 24V BOSCH</u> = CS 1399</p>	<p>115522 89 059</p>  <p><u>MOTOR ARRANQUE 12V NISSAM</u> = JS 1305</p>	<p>115570 89 059</p>  <p><u>MOTOR ARRANQUE 12V BOSCH</u> 0001138029 CORSA D 1.3 CDTi</p>
<p>115588 89 059</p>  <p><u>MOTOR ARRANQUE 12V BOSCH</u> 0001109379 VOLVO I30/V70 XC70</p>	<p>115607 89 059</p>  <p><u>MOTOR ARRANQUE 12V BOSCH</u> 0001153510 MERCEDES W246</p>	<p>115626 89 059</p>  <p><u>MOTOR ARRANQUE 12V HYUNDAI</u> 361002F000 KIA 2.0/2.2 CRDI...</p>	<p>115635 89 059</p>  <p><u>MOTOR ARRANQUE 12V BOSCH</u> 0001115056 VAG 2.0TDI</p>	<p>115636 89 059</p>  <p><u>MOTOR ARRANQUE 12V BOSCH</u> 0001139019 VAG 2.0 TDi</p>
<p>115638 89 059</p>  <p><u>MOTOR ARRANQUE 12V BOSCH</u> 0001123044 VAG 2.0 TDi</p>	<p>115643 89 059</p>  <p><u>MOTOR ARRANQUE 12V DENSO</u> 428000-0570 YARIS 1.4D -4D</p>	<p>115723 89 059</p>  <p><u>MOTOR ARRANQUE 12V DENSO</u> 28100-0N040 = 190594092</p>	<p>115727 89 059</p>  <p><u>MOTOR ARRANQUE 12V</u> M2TS0671ZE NAVARRA 2.5 DCI</p>	<p>115728 89 059</p>  <p><u>MOTOR ARRANQUE 12V</u> MOT93381 MEGANE</p>
<p>115735 89 059</p>  <p><u>MOTOR ARRANQUE 12V BOSCH</u> 0001139041 VAG 3.0TDi</p>	<p>115736 89 059</p>  <p><u>MOTOR ARRANQUE 12V BOSCH</u> 0001153019 CRAFT 2.0 TDi</p>	<p>111855 90 059</p>  <p><u>MOTOR ARRANQUE HC 12V</u> KHD 0001218172 =cs1185</p>	<p>CS 18 90 059</p>  <p><u>MOTOR ARRANQUE HC 12V</u> LRS102, 25083/89 = 111102+b</p>	<p>CS 62 90 059</p>  <p><u>MOTOR ARRANQUE HC 12V</u> 6# 0001211012 VW</p>

<p>CS 66 90 059</p>  <p><u>MOTOR ARRANQUE HC 12V</u> 3471143/63/171 CORSA</p>	<p>CS 77 90 059</p>  <p><u>MOTOR ARRANQUE 12V BOSCH</u> 0001211204 POLO 1.3</p>	<p>CS 79 90 059</p>  <p><u>MOTOR ARRANQUE 12V BOSCH</u> 0001211216 POLO 1.0/1.11</p>	<p>CS 90 90 059</p>  <p><u>MOTOR ARRANQUE HC 12V</u> 63220703, 63222836/7 = 110365+b</p>	<p>CS 91 90 059</p>  <p><u>MOTOR ARRANQUE HC 12V</u> 63220701/721, FIAT = 110338+b</p>
<p>CS 93 90 059</p>  <p><u>MOTOR ARRANQUE 12V BOSCH</u> 0001208203 TALBOT</p>	<p>CS 95 90 059</p>  <p><u>MOTOR ARRANQUE HC 12V P-</u> D8E60, D8E81/121, R4, R5</p>	<p>CS 97 90 059</p>  <p><u>MOTOR ARRANQUE HC 24V</u> 0001368316 SCANIA = 110527</p>	<p>CS 103 90 059</p>  <p><u>MOTOR ARRANQUE HC 12V</u> 0.001.358.046 = 110536+b</p>	<p>CS 106 90 059</p>  <p><u>MOTOR ARRANQUE HC 12V</u> 6# 0001367042 = 112660+b</p>
<p>CS 107 90 059</p>  <p><u>MOTOR ARRANQUE HC 12V</u> 26219, 26271, LRS215</p>	<p>CS 109 90 059</p>  <p><u>MOTOR ARRANQUE HC 12V BO-</u> LRS190, 26145/154/412 =110439+b</p>	<p>CS 114 90 059</p>  <p><u>MOTOR ARRANQUE HC 12V</u> 0001362016/034 HANOMAG</p>	<p>CS 116 90 059</p>  <p><u>MOTOR ARRANQUE HC 12V</u> D9E111, 0.001.211.223</p>	<p>CS 117 90 059</p>  <p><u>MOTOR ARRANQUE HC 12V</u> 1.001.212.002/5/12/208</p>
<p>CS 120 90 059</p>  <p><u>MOTOR ARRANQUE HC 24V</u> 4# 0.001.231.003 = 110524+b</p>	<p>CS 123 90 059</p>  <p><u>MOTOR ARRANQUE HC 12V</u> 25326/332/8/344/383 -FORD</p>	<p>CS 128 90 059</p>  <p><u>MOTOR ARRANQUE HC 12V DU.PR</u> 6207 - D9R105 - 27400</p>	<p>CS 132 90 059</p>  <p><u>MOTOR ARRANQUE 12V BOSCH</u> 0001311118 AUDI 100</p>	<p>CS 139 90 059</p>  <p><u>MOTOR ARRANQUE HC 12V</u> 0001208218 FIAT/LADA</p>
<p>CS 147 90 059</p>  <p><u>MOTOR ARRANQUE 12V MARELLI</u> 63220538 FIAT 127</p>	<p>CS 162 90 059</p>  <p><u>MOTOR ARRANQUE HC 12V</u> 3471150/168/172/7 - CORSA</p>	<p>CS 181 90 059</p>  <p><u>MOTOR ARRANQUE HC 12V</u> 0.001.208.220, 25206, FORD</p>	<p>CS 185 90 059</p>  <p><u>MOTOR ARRANQUE HC 12V</u> 0.001.317.007/8, a 80 =110861+b</p>	<p>CS 188 90 059</p>  <p><u>MOTOR ARRANQUE HC 12V</u> 3# 0001362001/2/29/30</p>
<p>CS 191 90 059</p>  <p><u>MOTOR ARRANQUE HC 24V</u> 0.001.416.002 - MAN/MERC.=22602</p>	<p>CS 194 90 059</p>  <p><u>MOTOR ARRANQUE HC 12V KHD</u> =222201 +b</p>	<p>CS 200 90 059</p>  <p><u>MOTOR ARRANQUE HC 12V</u> 0.001.362.067 26211 = 110462+b</p>	<p>CS 201 90 059</p>  <p><u>MOTOR ARRANQUE HC 12V PR</u> LRS232, 26274, 26323 = 110565+b</p>	<p>CS 231 90 059</p>  <p><u>MOTOR ARRANQUE HC 24V</u> 0001 363 101 4752403</p>
<p>CS 232 90 059</p>  <p><u>MOTOR ARRANQUE HC 12V</u> 5# 0001360015 IVECO = 110521+b</p>	<p>CS 240 90 059</p>  <p><u>MOTOR ARRANQUE HC 12V</u> 63216800/25/6 -FIAT/IVECO</p>	<p>CS 269 90 059</p>  <p><u>MOTOR ARRANQUE HC 24V</u> 0.001.368.016, 0.986.011.290</p>	<p>CS 285 90 059</p>  <p><u>MOTOR ARRANQUE HC 12V</u> 63221401-FIAT/LANCIA = 112289+b</p>	<p>CS 289 90 059</p>  <p><u>MOTOR ARRANQUE HC 12V</u> MT71TA, MT71E/T, FIAT</p>

<p>CS 293 90 059</p>  <p><u>MOTOR ARRANQUE HC 12V</u> 0.001.113.001 GOLF = 111058</p>	<p>CS 295 90 059</p>  <p><u>MOTOR ARRANQUE HC 12V</u> 0.001.110.001/2/14/15</p>	<p>CS 310 90 059</p>  <p><u>MOTOR ARRANQUE HC 12V P-</u> D9E76 - RENAULT/VOLVO</p>	<p>CS 314 90 059</p>  <p><u>MOTOR ARRANQUE HC 12V P-</u> D11E184/91 - PEUGEOT D</p>	<p>CS 317 90 059</p>  <p><u>MOTOR ARRANQUE HC 12V B.O.P.</u> 0986013860, D9E70,-701,-85</p>
<p>CS 322 90 059</p>  <p><u>MOTOR ARRANQUE HC 12V</u> 0.001.110.012/055 = 110839+caro</p>	<p>CS 326 90 059</p>  <p><u>MOTOR ARRANQUE HC 12V P-</u> D9E48 - CITROEN/PEUGEOT</p>	<p>CS 327 90 059</p>  <p><u>MOTOR ARRANQUE HC 12V</u> 0001108149 MERCEDES</p>	<p>CS 329 90 059</p>  <p><u>MOTOR ARRANQUE HC 12V</u> 9# 0001108152</p>	<p>CS 331 90 059</p>  <p><u>MOTOR ARRANQUE HC 12V</u> 0.001.218.006 - MERCEDES</p>
<p>CS 332 90 059</p>  <p><u>MOTOR ARRANQUE HC 12V</u> 21083708010 - LADA SAMARA</p>	<p>CS 335 90 059</p>  <p><u>MOTOR ARRANQUE HC 12V</u> MT68P - LAMBORGHINI/SAME</p>	<p>CS 337 90 059</p>  <p><u>MOTOR ARRANQUE HC 12V</u> 27501 - FORD TRANSIT = 110461+b</p>	<p>CS 341 90 059</p>  <p><u>MOTOR ARRANQUE HC 12V</u> 0.001.110.013, 26913/935</p>	<p>CS 351 90 059</p>  <p><u>MOTOR ARRANQUE HC 12V</u> #63222001/31/39, CROMA</p>
<p>CS 353 90 059</p>  <p><u>MOTOR ARRANQUE HC 12V P-</u> D9R73 - RENAULT</p>	<p>CS 354 90 059</p>  <p><u>MOTOR ARRANQUE HC 12V P-</u> D10E92 - RENAULT/VOLVO</p>	<p>CS 356 90 059</p>  <p><u>MOTOR ARRANQUE HC 12V</u> 0.001.218.011/122, OPEL</p>	<p>CS 361 90 059</p>  <p><u>MOTOR ARRANQUE HC 12V P-</u> 432535-D9R90-PEUGEOT 405</p>	<p>CS 364 90 059</p>  <p><u>MOTOR ARRANQUE HC 12V</u> 63221533/3430 PANDA/UNO</p>
<p>CS 368 90 059</p>  <p><u>MOTOR ARRANQUE HC 12V FIAT.</u> 63221500, 25339, FIAT FIORINO</p>	<p>CS 370 90 059</p>  <p><u>MOTOR ARRANQUE HC 12V</u> 0.001.218.019/101/163</p>	<p>CS 371 90 059</p>  <p><u>MOTOR ARRANQUE HC 12V</u> 63221890 - FIAT-Y10 = 111025+b</p>	<p>CS 373 90 059</p>  <p><u>MOTOR ARRANQUE HC 12V P-</u> 432561-D9R84- 205/305 Dsl</p>	<p>CS 374 90 059</p>  <p><u>MOTOR ARRANQUE HC 12V</u> 0.001.110.025/082, FIAT</p>
<p>CS 378 90 059</p>  <p><u>MOTOR ARRANQUE HC 12V MM.</u> 0.001.218.009/026/134</p>	<p>CS 387 90 059</p>  <p><u>MOTOR ARRANQUE HC 24V</u> 0.001.364.102,-200,-402 DAF</p>	<p>CS 390 90 059</p>  <p><u>MOTOR ARRANQUE HC 12V</u> D6RA5 /20-AX/PEUGEOT = 110584</p>	<p>CS 391 90 059</p>  <p><u>MOTOR ARRANQUE HC 24V</u> 0.001.368.027/063, VOLVO</p>	<p>CS 393 90 059</p>  <p><u>MOTOR ARRANQUE HC 12V</u> 63221538/9/731, FIAT</p>
<p>CS 394 90 059</p>  <p><u>MOTOR ARRANQUE HC 24V</u> 63216740/1, MT67C/CA/CB</p>	<p>CS 500 90 059</p>  <p><u>MOTOR ARRANQUE HC 12V</u> 0.001.108.043 - SEAT/VW</p>	<p>CS 502 90 059</p>  <p><u>MOTOR ARRANQUE HC 24V</u> 9# 0001416052 IVECO</p>	<p>CS 506 90 059</p>  <p><u>MOTOR ARRANQUE HC 24V</u> 0.001.416.009 - FIAT = 110208+b</p>	<p>CS 516 90 059</p>  <p><u>MOTOR ARRANQUE HC 12V</u> 0.001.108.065 - BMW</p>

<p>CS 519 90 059</p>  <p><u>MOTOR ARRANQUE HC 12V</u> D6RA32/62 - ASTRA = 111123+b</p>	<p>CS 524 90 059</p>  <p><u>MOTOR ARRANQUE HC 12V P-</u> D9R89 - PEUGEOT/TALBOT</p>	<p>CS 529 90 059</p>  <p><u>MOTOR ARRANQUE HC 12V</u> 63221532 FIAT</p>	<p>CS 530 90 059</p>  <p><u>MOTOR ARRANQUE HC 24V</u> 3# 0001360012 = 110523+b</p>	<p>CS 535 90 059</p>  <p><u>MOTOR ARRANQUE HC 12V</u> 3# 0001108053/93 OPEL 1.4/6i</p>
<p>CS 536 90 059</p>  <p><u>MOTOR ARRANQUE HC 12V</u> 63222831/63223033/85</p>	<p>CS 542 90 059</p>  <p><u>MOTOR ARRANQUE HC 12V P-</u> D7R1 - CITROEN AX</p>	<p>CS 543 90 059</p>  <p><u>MOTOR ARRANQUE HC 12V P-</u> D9R91, LAND ROVER</p>	<p>CS 544 90 059</p>  <p><u>MOTOR ARRANQUE HC 24V</u> 0001416070 VOLVO = 110207+b</p>	<p>CS 548 90 059</p>  <p><u>MOTOR ARRANQUE HC 12V</u> 0.001.110.022/3/45/46</p>
<p>CS 550 90 059</p>  <p><u>MOTOR ARRANQUE HC 12V</u> 3# 0001362025 RENAULT =111332</p>	<p>CS 551 90 059</p>  <p><u>MOTOR ARRANQUE HC 12V BO-</u> 0.001.108.086, D6RA12,-72,-721</p>	<p>CS 555 90 059</p>  <p><u>MOTOR ARRANQUE HC 12V</u> 0.986.015.540, MERCEDES</p>	<p>CS 561 90 059</p>  <p><u>MOTOR ARRANQUE HC 12V</u> 11590400/44311542350 SKODA</p>	<p>CS 566 90 059</p>  <p><u>MOTOR ARRANQUE HC 12V</u> 432596/D6RA38-CITRO/PEUG.</p>
<p>CS 572 90 059</p>  <p><u>MOTOR ARRANQUE HC 12V</u> MT71A, Tractor FIAT</p>	<p>CS 574 90 059</p>  <p><u>MOTOR ARRANQUE HC 12V</u> 0.001.110.031/2, PASSAT</p>	<p>CS 575 90 059</p>  <p><u>MOTOR ARRANQUE HC 12V P-</u> D9R112, D9RP256, EXPRESS</p>	<p>CS 576 90 059</p>  <p><u>MOTOR ARRANQUE HC 12V</u> 0.001.218.016,-110; LRS744</p>	<p>CS 581 90 059</p>  <p><u>MOTOR ARRANQUE HC 12V</u> D6RA5/432623- CITROEN</p>
<p>CS 585 90 059</p>  <p><u>MOTOR ARRANQUE HC 12V</u> 5# 0001108048 ROMEU = 112308+b</p>	<p>CS 589 90 059</p>  <p><u>MOTOR ARRANQUE HC 12V</u> LRS709, 26801, ROVER</p>	<p>CS 590 90 059</p>  <p><u>MOTOR ARRANQUE HC 12V</u> 3# 27425/60 LR 2.5D = 110441+b</p>	<p>CS 592 90 059</p>  <p><u>MOTOR ARRANQUE HC 12V</u> 26678 - FORD FIESTA</p>	<p>CS 594 90 059</p>  <p><u>MOTOR ARRANQUE HC 12V P-</u> D7R2, D7R4/8/9, CITROEN</p>
<p>CS 595 90 059</p>  <p><u>MOTOR ARRANQUE HC 24V</u> 9# 0001368317 MAN</p>	<p>CS 598 90 059</p>  <p><u>MOTOR ARRANQUE HC 12V</u> 0.001.110.061/2, VW</p>	<p>CS 599 90 059</p>  <p><u>MOTOR ARRANQUE HC 12V</u> 5# 0001218116 VW = 112052+b</p>	<p>CS 608 90 059</p>  <p><u>MOTOR ARRANQUE HC 24V</u> 5# D11E112 MAN/RENAULT</p>	<p>CS 610 90 059</p>  <p><u>MOTOR ARRANQUE HC 12V</u> LRS708, 26690/3/4, ROVER</p>
<p>CS 611 90 059</p>  <p><u>MOTOR ARRANQUE HC 12V</u> 0.001.218.023/125, ALFA</p>	<p>CS 613 90 059</p>  <p><u>MOTOR ARRANQUE HC 12V</u> 0.001.218.105-MONDEO = 112290+b</p>	<p>CS 618 90 059</p>  <p><u>MOTOR ARRANQUE HC 12V</u> #0.001.107.020/1,-112.038, VW</p>	<p>CS 624 90 059</p>  <p><u>MOTOR ARRANQUE HC 12V</u> 0.001.110.066 - AUDI</p>	<p>CS 681 90 059</p>  <p><u>MOTOR ARRANQUE HC 12V BO-</u> 432635, 433320, D6RA6</p>

<p>CS 682 90 059</p>  <p><u>MOTOR ARRANQUE HC 12V FIAT</u> 63216896 MT68LB = 110522+B</p>	<p>CS 684 90 059</p>  <p><u>MOTOR ARRANQUE HC 12V P-D7R5 - RENAULT</u></p>	<p>CS 692 90 059</p>  <p><u>MOTOR ARRANQUE HC 12V FIAT</u> 7533231 FIAT</p>	<p>CS 693 90 059</p>  <p><u>MOTOR ARRANQUE HC 12V HL</u> 26283 27417 LRS-124 = 110443+b</p>	<p>CS 694 90 059</p>  <p><u>MOTOR ARRANQUE HC 12V CAV</u> #1320015,-023,-027 CATERPILAR</p>
<p>CS 700 90 059</p>  <p><u>MOTOR ARRANQUE HC 24V CAV</u> CA45D/F = 110566+c</p>	<p>CS 703 90 059</p>  <p><u>MOTOR ARRANQUE HC 12V</u> LRS195 26357 27511 = 110615+b</p>	<p>CS 704 90 059</p>  <p><u>MOTOR ARRANQUE HC 12V</u> DM-2130 - ALLIS</p>	<p>CS 705 90 059</p>  <p><u>MOTOR ARRANQUE HC 12V</u> LRS 157, 26133, 26278</p>	<p>CS 709 90 059</p>  <p><u>MOTOR ARRANQUE HC 12V</u> 3# 0001218120 ALFA/FIAT 1.9D/Td</p>
<p>CS 713 90 059</p>  <p><u>MOTOR ARRANQUE HC 12V</u> 3# 000111076 FORD/VW = 112286+b</p>	<p>CS 718 90 059</p>  <p><u>MOTOR ARRANQUE HC 12V</u> MT68RA, SAME, STEYR</p>	<p>CS 784 90 059</p>  <p><u>MOTOR ARRANQUE HC 12V</u> RENAULT CLIO 7700860915</p>	<p>CS 788 90 059</p>  <p><u>MOTOR ARRANQUE HC 12V</u> 0.001.112.027 - VW GOLF</p>	<p>CS 789 90 059</p>  <p><u>MOTOR ARRANQUE HC 12V</u> 0.001.124.003, GOLF/POLO</p>
<p>CS 795 90 059</p>  <p><u>MOTOR ARRANQUE HC 12V</u> MT71Z - FIAT</p>	<p>CS 796 90 059</p>  <p><u>MOTOR ARRANQUE HC 12V</u> 63222889, PUNTO</p>	<p>CS 798 90 059</p>  <p><u>MOTOR ARRANQUE HC 12V</u> 443115141310 SKODA FELICIA</p>	<p>CS 801 90 059</p>  <p><u>MOTOR ARRANQUE HC 12V</u> 0001124005,-125001;</p>	<p>CS 804 90 059</p>  <p><u>MOTOR ARRANQUE HC 12V</u> 0.001.362.046, ATLAS</p>
<p>CS 807 90 059</p>  <p><u>MOTOR ARRANQUE 12V BOSCH</u> 0001107033 LOMBARDINI = 111015</p>	<p>CS 885 90 059</p>  <p><u>MOTOR ARRANQUE HC 12V</u> 0.001.218.157, M2T80582</p>	<p>CS 889 90 059</p>  <p><u>MOTOR ARRANQUE HC 12V</u> 5# 27564 LRS706 LEYLAND/DAF</p>	<p>CS 944 90 059</p>  <p><u>MOTOR ARRANQUE HC 12V</u> 443115144722 = 110545+b</p>	<p>CS 952 90 059</p>  <p><u>MOTOR ARRANQUE HC 12V</u> IM 37 = 110594+b</p>
<p>CS 971 90 059</p>  <p><u>MOTOR ARRANQUE HC 12V</u> 63223538, 95FB11000BC, FORD</p>	<p>CS 974 90 059</p>  <p><u>MOTOR ARRANQUE HC 12V</u> 3# 0001124001 VW/AUDI/SEAT TDI</p>	<p>CS 976 90 059</p>  <p><u>MOTOR ARRANQUE HC 12V</u> 0.001.109.015 ASTRA/FRONTERA</p>	<p>CS 977 90 059</p>  <p><u>MOTOR ARRANQUE HC 12V FORD</u> 97 VB 11000 AA/B, TRANSIT</p>	<p>CS 983 90 059</p>  <p><u>MOTOR ARRANQUE HC 24V P-</u> D13E110,-111,-117,-118</p>
<p>CS 984 90 059</p>  <p><u>MOTOR ARRANQUE HC 12V</u> 0.986.017.300, BMW 325/5</p>	<p>CS 988 90 059</p>  <p><u>MOTOR ARRANQUE HC 12V</u> 0.001.124.001/012</p>	<p>CS 994 90 059</p>  <p><u>MOTOR ARRANQUE HC 12V</u> 27565 27568 27590 = 111346+b</p>	<p>CS 1033 90 059</p>  <p><u>MOTOR ARRANQUE HC 12V</u> R11G, URSUS</p>	<p>CS 1037 90 059</p>  <p><u>MOTOR ARRANQUE HC 12V FIAT</u> 0 001 109 018, 46430721, PUNTO</p>

<p>CS 1044 90 059</p>  <p><u>MOTOR ARRANQUE HC 12V</u> #0.001.109.014.-036, MERCEDES</p>	<p>CS 1045 90 059</p>  <p><u>MOTOR ARRANQUE HC 12V</u> 0.001.109.030 = 113430 +B</p>	<p>CS 1047 90 059</p>  <p><u>MOTOR ARRANQUE HC 12V</u> SKODA 0001124013 0001124014</p>	<p>CS 1048 90 059</p>  <p>0001110110 BMW E36 = 111908+c <u>MOTOR ARRANQUE HC 12V</u></p>	<p>CS 1050 90 059</p>  <p><u>MOTOR ARRANQUE HC 12V</u> 0001107043.-087 = 111906+b</p>
<p>CS 1055 90 059</p>  <p><u>MOTOR ARRANQUE HC 12V</u> D7R23 RENAULT LAGUNA</p>	<p>CS 1057 90 059</p>  <p><u>MOTOR ARRANQUE HC 12V</u> D7E1, CLIO, TWINGO</p>	<p>CS 1060 90 059</p>  <p><u>MOTOR ARRANQUE HC 12V</u> D6RA63, LAGUNA, VOLVO</p>	<p>CS 1061 90 059</p>  <p><u>MOTOR ARRANQUE HC 24V</u> #0.001.371.006.-7 SCANIA</p>	<p>CS 1063 90 059</p>  <p><u>MOTOR ARRANQUE HC 12V</u> 0001121001 VAG 1.4 = 300527093</p>
<p>CS 1071 90 059</p>  <p><u>MOTOR ARRANQUE HC 12V</u> 0001109033 OPEL = 111724</p>	<p>CS 1077 90 059</p>  <p><u>MOTOR ARRANQUE HC 24V</u> 3# 0001372001 MERCEDES</p>	<p>CS 1112 90 059</p>  <p><u>MOTOR ARRANQUE HC 24V</u> 0.001.231.002/033 = 111982+b</p>	<p>CS 1118 90 059</p>  <p><u>MOTOR ARRANQUE HC 12V</u> 3# 0001218174 DAILY 96=></p>	<p>CS 1126 90 059</p>  <p><u>MOTOR ARRANQUE HC 12V</u> 0.001.367.006 = 110462+b</p>
<p>CS 1130 90 059</p>  <p><u>MOTOR ARRANQUE HC 12V</u> DEUTZ 0001230006</p>	<p>CS 1160 90 059</p>  <p><u>MOTOR ARRANQUE HC 12V</u> M2T87671 RENAULT MASTER</p>	<p>CS 1162 90 059</p>  <p><u>MOTOR ARRANQUE HC 12V</u> 0001218162 MERCEDES</p>	<p>CS 1165 90 059</p>  <p><u>MOTOR ARRANQUE HC 12V</u> 0001125501 VAG = 112221 +b</p>	<p>CS 1171 90 059</p>  <p><u>MOTOR ARRANQUE HC 12V</u> 5# 63222005 BMW/OPEL = 113446+b</p>
<p>CS 1172 90 059</p>  <p><u>MOTOR ARRANQUE HC 12V</u> 1108217</p>	<p>CS 1173 90 059</p>  <p><u>MOTOR ARRANQUE HC 12V</u> 6# 0001369017 TRACTORES FENDT</p>	<p>CS 1177 90 059</p>  <p><u>MOTOR ARRANQUE HC 12V</u> D7R12 PEUGEOT 206/306</p>	<p>CS 1192 90 059</p>  <p><u>MOTOR ARRANQUE HC 12V</u> 63101015 PUNTO = 112382 +b</p>	<p>CS 1193 90 059</p>  <p><u>MOTOR ARRANQUE HC 12V</u> D7R44 OPEL/RENAULT</p>
<p>CS 1199 90 059</p>  <p>0001371008 SCANIA = 112437+b <u>MOTOR ARRANQUE HC 24V</u></p>	<p>CS 1201 90 059</p>  <p><u>MOTOR ARRANQUE HC 12V</u> 0001218152 RANGE ROVER 2.5 D</p>	<p>CS 1203 90 059</p>  <p><u>MOTOR ARRANQUE HC 12V</u> 0001223003 IVECO</p>	<p>CS 1204 90 059</p>  <p><u>MOTOR ARRANQUE HC 12V VAG</u> 047911023C FABIA 1.4</p>	<p>CS 1206 90 059</p>  <p><u>MOTOR ARRANQUE HC 12V</u> 458471 SMART</p>
<p>CS 1207 90 059</p>  <p><u>MOTOR ARRANQUE HC 12V</u> D9R34 MASTER/MOVANO</p>	<p>CS 1208 90 059</p>  <p><u>MOTOR ARRANQUE HC 12V</u> 0001124020 VAG 1.9TDi = 220137 +b</p>	<p>CS 1211 90 059</p>  <p><u>MOTOR ARRANQUE HC 12V</u> 0001109048 LUPO/AROSA 1.0</p>	<p>CS 1212 90 059</p>  <p><u>MOTOR ARRANQUE HC 12V</u> 0001108204 PUNTO 1.9D = 112379</p>	<p>CS 1241 90 059</p>  <p><u>MOTOR ARRANQUE HC 12V</u> 00051513801 SMART MCC</p>




















<p>CS 1242 90 059</p>  <p><u>MOTOR ARRANQUE HC 12V</u> 228000-7220 = 113662+b</p>	<p>CS 1243 90 59</p>  <p><u>MOTOR ARRANQUE HC 24V</u> 0.001.231.007 MAN</p>	<p>CS 1245 90 059</p>  <p><u>MOTOR ARRANQUE HC 12V FORD</u> YC1U11000AB TRANSIT = 112821</p>	<p>CS 1246 90 059</p>  <p><u>MOTOR ARRANQUE HC 12V FORD</u> 14120214 MONDEO =113794 +b</p>	<p>CS 1252 90 059</p>  <p><u>MOTOR ARRANQUE HC 12V</u> M1T85781 MEGANE 1.9DCi</p>
<p>CS 1258 90 059</p>  <p><u>MOTOR ARRANQUE HC 12V</u> 5# 9000822 VOLVO PENTA=111699</p>	<p>CS 1260 90 059</p>  <p><u>MOTOR ARRANQUE HC 12V</u> C2/206/307 1.4Hdi</p>	<p>CS 1265 90 059</p>  <p><u>MOTOR ARRANQUE HC 12V</u> 63113001 BMW E39 E46</p>	<p>CS 1269 90 059</p>  <p><u>MOTOR ARRANQUE HC 24V</u> 0001372006 MERCEDES</p>	<p>CS 1273 90 059</p>  <p><u>MOTOR ARRANQUE HC 12V</u> 9# MOT86181 RENAULT 1.5TDCi</p>
<p>CS 1274 90 059</p>  <p><u>MOTOR ARRANQUE HC 24V</u> 0.001.372.002 DAF</p>	<p>CS 1275 90 059</p>  <p><u>MOTOR ARRANQUE HC 12V FORD</u> = 1368974+b FIESTA V 1.4/1.6TDCi</p>	<p>CS 1276 90 059</p>  <p><u>MOTOR ARRANQUE 12V VALEO</u> D7E47 MEGANE = MACS1276</p>	<p>CS 1279 90 059</p>  <p><u>MOTOR ARRANQUE BOSCH 24V</u> 0001231003 - 113979 = 551504093</p>	<p>CS 1293 90 059</p>  <p><u>MOTOR ARRANQUE HC 12V</u> D7SG8 VAG 1.4/9 TDi = 113842+b</p>
<p>CS 1323 90 059</p>  <p><u>MOTOR ARRANQUE HC 12V</u> 0001123014 VAG 2.0TDi = 113841+b</p>	<p>CS 1326 90 059</p>  <p><u>MOTOR ARRANQUE HC 12V</u> =220518103 1.9Kw=220529123</p>	<p>CS 1328 90 059</p>  <p><u>MOTOR ARRANQUE HC 12V</u> D7G4 BMW E46/60/83</p>	<p>CS 1332 90 059</p>  <p><u>MOTOR ARRANQUE HC 12V</u> M000T87881 = 6.7099.0</p>	<p>CS 1334 90 059</p>  <p><u>MOTOR ARRANQUE HC 12V</u> 0001107429 CORSA D</p>
<p>CS 1336 90 059</p>  <p><u>MOTOR ARRANQUE HC 12V</u> 4443760 CONNECT TDCi =</p>	<p>CS 1341 90 059</p>  <p><u>MOTOR ARRANQUE HC 12V FORD</u> = 1368970+b FOCUS II 1.6 TDCi</p>	<p>CS 1345 90 059</p>  <p><u>MOTOR ARRANQUE HC VALEO</u> # D6RA138 = 500528093</p>	<p>CS 1346 90 059</p>  <p><u>MOTOR ARRANQUE HC 12V</u> D6G32 FIAT 1.3JTD</p>	<p>CS 1348 90 059</p>  <p><u>MOTOR ARRANQUE HC 24V</u> 458293 RENAULT = 113676 +b</p>
<p>CS 1379 90 059</p>  <p><u>MOTOR ARRANQUE HC 12V</u> 63101021 PUNTO 1.2 = 113962+b</p>	<p>CS 1383 90 059</p>  <p><u>MOTOR ARRANQUE HC 24V</u> 228000-5641 IVECO = 112822=</p>	<p>CS 1384 90 059</p>  <p><u>MOTOR ARRANQUE 12V VALEO</u> D7ED28 MERCEDES A140</p>	<p>CS 1385 90 059</p>  <p><u>MOTOR ARRANQUE HC 12V</u> D7E39 CLIO 1.2 =MACS1385</p>	<p>CS 1387 90 059</p>  <p><u>MOTOR ARRANQUE HC 12V</u> D7GS9/068911024L VAG 1.9TDi</p>
<p>CS 1393 90 059</p>  <p><u>MOTOR ARRANQUE HC 12V</u> 0001123018 VAG 1.4TDi</p>	<p>CS 1396 90 059</p>  <p><u>MOTOR ARRANQUE HC 12V FORD</u> 1S4U11000AA 1.9TDCi = 590537103</p>	<p>CS 1397 90 059</p>  <p><u>MOTOR ARRANQUE HC 12V</u> 0001123020 CADDY 2.0SDi=114173</p>	<p>CS 1399 90 059</p>  <p><u>MOTOR ARRANQUE HC 24V</u> 1447911 SCANIA R = 113891+b</p>	<p>CS 1405 90 059</p>  <p><u>MOTOR ARRANQUE HC 12V</u> 0001125606 VAG 2.5 TDi</p>

<p>CS 1407 90 059</p>  <p><u>MOTOR ARRANQUE 12V 1.1 Kw</u> 0001107438 PSA C1/107 =</p>	<p>CS 1411 90 059</p>  <p><u>MOTOR ARRANQUE 12V BOSCH</u> 0599110244/F VAG 3.0 TDI</p>	<p>CS 1413 90 059</p>  <p><u>MOTOR ARRANQUE BOSCH 12V</u> = SBO1227</p>	<p>CS 1415 90 059</p>  <p><u>MOTOR ARRANQUE HC 12V</u> 4416774 2.0DTI/DCi = 570548103</p>	<p>CS 1420 90 059</p>  <p><u>MOTOR ARRANQUE BOSCH 24V</u> 0001241020 DAF = 901504123</p>
<p>CS 1421 90 059</p>  <p><u>MOTOR ARRANQUE HC 12V FORD</u> 1385378 TRANSIT</p>	<p>CS 1424 90 059</p>  <p><u>MOTOR ARRANQUE HC 12V</u> M2TS0575 NAVARRA = 160558112</p>	<p>CS 1428 90 059</p>  <p><u>MOTOR ARRANQUE HC 12V</u> M1T30171 ASTRA H = 130541103</p>	<p>CS 1434 90 059</p>  <p><u>MOTOR ARRANQUE HC 12V FIAT</u> 551195967 DUCATO 2.3D = 220331</p>	<p>CS 1435 90 059</p>  <p><u>MOTOR ARRANQUE HC 12V</u> 076911013A CRAFTER=114317+b</p>
<p>CS 1439 90 059</p>  <p><u>MOTOR ARRANQUE 12V</u> = M2TS0571 NISSAN NAVARRA</p>	<p>CS 1447 90 059</p>  <p><u>MOTOR ARRANQUE HC 12V</u> 228000-5650 IAND cRUISER 3.0</p>	<p>CS 1449 90 059</p>  <p><u>MOTOR ARRANQUE HC 12V</u> 0001109302 PSA = 114054 +b</p>	<p>CS 1460 90 059</p>  <p><u>MOTOR ARRANQUE HC 12V</u> M001T93571 2.0 DI-D</p>	<p>CS 1467 90 059</p>  <p><u>MOTOR ARRANQUE HC 12V</u> INF. = 210538113</p>
<p>CS 1471 90 059</p>  <p><u>MOTOR ARRANQUE HC 12V</u> AZE2155 PERKINS = 700501092</p>	<p>CS 1473 90 059</p>  <p><u>MOTOR ARRANQUE BOSCH</u> 428000-0660 = 210533112</p>	<p>CS 1491 90 059</p>  <p><u>MOTOR ARRANQUE HC 12V</u> S13-527 = 114032 +b</p>	<p>CS 1511 90 059</p>  <p><u>MOTOR ARRANQUE 12V 1.9KW</u> TS18E33 OPEL 1.7 CDTi = 114029 C</p>	<p>CS 1514 90 059</p>  <p><u>MOTOR ARRANQUE 24V BOSCH</u> 0001231005 VOLVO = 112494</p>
<p>CS 1515 90 059</p>  <p><u>MOTOR ARRANQUE HC 12V</u> 0001137001 = SD 237</p>	<p>CS 1526 90 059</p>  <p><u>MOTOR ARRANQUE HC 12V</u> M1T30271 = S5142</p>	<p>CS 1527 90 059</p>  <p><u>MOTOR ARRANQUE DENSO 12V</u> 428000-5510 MERC.W204</p>	<p>CS 1174 90 059</p>  <p><u>MOTOR ARRANQUE HC 12V</u> D7E19 MEGANE 1.4 = 112218+b</p>	<p>CS 1185 90 059</p>  <p><u>MOTOR ARRANQUE HC 12V</u> KHD 0001218172 111855</p>
<p>CS 1267 90 059</p>  <p><u>MOTOR ARRANQUE HC 24V</u> 0001231008 MAN = 113759+b</p>	<p>CS 1286 90 059</p>  <p><u>MOTOR ARRANQUE HC 12V</u> 0001123016 VAG 2.0TDi=113509+b</p>	<p>CS 1288 90 059</p>  <p><u>MOTOR ARRANQUE HC 12V</u> D8R1 LAGUNA 2.2DCi = 114161+b</p>	<p>CS 1289 90 059</p>  <p><u>MOTOR ARRANQUE HC 12V</u> 0001107410 FORD = 114162+b</p>	<p>CS 1329 90 059</p>  <p><u>MOTOR ARRANQUE HC 12V</u> TS18E13 PSA 1.4Hdi = 113933+b</p>
<p>CS 1330 90 059</p>  <p><u>MOTOR ARRANQUE HC 12V</u> 0001120406 VAG 1.4</p>	<p>CS 1342 90 059</p>  <p><u>MOTOR ARRANQUE HC 12V</u> D8R27 PSA C4 2.0Hdi</p>	<p>CS 1377 90 059</p>  <p><u>MOTOR ARRANQUE HC 12V FORD</u> 1231963 FOCUS 2.0TDCi =113911+b</p>	<p>CS 1408 90 059</p>  <p><u>MOTOR ARRANQUE HC 12V</u> 0001109204 FOCUS 1.8TDCi</p>	<p>CS 1410 90 059</p>  <p><u>MOTOR ARRANQUE HC 12V</u> 0001115047 MERCEDES 2.1CDi</p>

<p>CS 1453 90 059</p>  <p><u>MOTOR ARRANQUE HC 12V</u> 0001107440 YARIS 1.4D-4D</p>	<p>CS 886 90 059</p>  <p><u>MOTOR ARRANQUE HC 12V</u> MD308088 CARISMA = 111508+b</p>	<p>DC 1009 90 059</p>  <p><u>MOTOR EIXO-MORTO 24V 2,5Kw</u> 4# 36549</p>	<p>JS 300 90 059</p>  <p><u>MOTOR ARRANQUE HC 12V</u> 23300H5000 DATSUN = 110142+caro</p>	<p>JS 302 90 059</p>  <p><u>MOTOR ARRANQUE HC 12V</u> S114-174 = 110144</p>
<p>JS 306 90 059</p>  <p><u>MOTOR ARRANQUE HC 12V</u> 5# S114-254 NISSAN = 110280+b</p>	<p>JS 307 90 059</p>  <p><u>MOTOR ARRANQUE 12V HITACHI</u> S114-180 BLUEBIRD tractorM</p>	<p>JS 311 90 059</p>  <p><u>MOTOR ARRANQUE HC 12V HI NP</u> 3# S114-396 HONDA/ROVER 213</p>	<p>JS 319 90 059</p>  <p><u>MOTOR ARRANQUE HC 12V</u> SM302-12, HONDA = 110312+b</p>	<p>JS 325 90 059</p>  <p><u>MOTOR ARRANQUE HC 12V</u> M3T24481, MAZDA</p>
<p>JS 329 90 059</p>  <p><u>MOTOR ARRANQUE HC 12V</u> M3T21281, KOMATSU = 110256+b</p>	<p>JS 333 90 059</p>  <p><u>MOTOR ARRANQUE HC 12V</u> 028000-4030/1/2 = 110153+b</p>	<p>JS 335 90 059</p>  <p><u>MOTOR ARRANQUE HC 12V</u> 028000-0370,-2000 = 110152+b</p>	<p>JS 336 90 059</p>  <p><u>MOTOR ARRANQUE HC 12V</u> 028000-0197 = 110154+b</p>	<p>JS 340 90 059</p>  <p><u>MOTOR ARRANQUE HC 12V</u> S114-151, KOMATSU = 110156+b</p>
<p>JS 344 90 059</p>  <p><u>MOTOR ARRANQUE HC 12V</u> M2T56171/81/85, M2T57271</p>	<p>JS 349 90 059</p>  <p><u>MOTOR ARRANQUE HC 12V</u> MD021674 - MITSUBISHI</p>	<p>JS 350 90 059</p>  <p><u>MOTOR ARRANQUE HC 12V</u> M3T22581/2/25881 = 110158+b</p>	<p>JS 357 90 059</p>  <p><u>MOTOR ARRANQUE HC 12V</u> 128000-1620/1 = 110323+b</p>	<p>JS 359 90 059</p>  <p><u>MOTOR ARRANQUE HC 12V</u> S13-38/45, CABSTAR 2.5</p>
<p>JS 362 90 059</p>  <p><u>MOTOR ARRANQUE HC 12V</u> M3T22681,-25981,-32681</p>	<p>JS 365 90 059</p>  <p><u>MOTOR ARRANQUE HC 12V</u> 128000-0040, MAZDA 2200</p>	<p>JS 379 90 059</p>  <p><u>MOTOR ARRANQUE HC 12V</u> S-12-68 - NISSAN</p>	<p>JS 380 90 059</p>  <p><u>MOTOR ARRANQUE HC 12V</u> M3T34781/2 VITARA 1.6 = 110394+b</p>	<p>JS 387 90 059</p>  <p><u>MOTOR ARRANQUE HC 12V</u> 02800-6510 = 110402+b</p>
<p>JS 389 90 059</p>  <p><u>MOTOR ARRANQUE HC 12V</u> S114-356/7 SUNNY 1.7 = 110403+b</p>	<p>JS 392 90 059</p>  <p><u>MOTOR ARRANQUE HC 12V</u> 28100-54090 - DYNA HA ORIG.</p>	<p>JS 394 90 059</p>  <p><u>MOTOR ARRANQUE HC 12V</u> M2T30581 SUZUKI SJ410 = 111475</p>	<p>JS 517 90 059</p>  <p><u>MOTOR ARRANQUE HC 12V</u> URVAN 2.3/5 = JS660 = 110574+b</p>	<p>JS 522 90 059</p>  <p><u>MOTOR ARRANQUE HC 12V</u> S13-92A - PICK-UP D-21</p>
<p>JS 537 90 059</p>  <p><u>MOTOR ARRANQUE HC 12V</u> #M3T12672</p>	<p>JS 540 90 059</p>  <p><u>MOTOR ARRANQUE HC 24V</u> S25-156, 23300-C8601, PATROL 3.3</p>	<p>JS 552 90 059</p>  <p><u>MOTOR ARRANQUE HC 12V</u> 028000-7790/1, KBD 26/27</p>	<p>JS 553 90 059</p>  <p><u>MOTOR ARRANQUE HC 24V</u> M2T67871 HA ORIG. = 110576+b</p>	<p>JS 568 90 059</p>  <p><u>MOTOR ARRANQUE HC 12V</u> 9.000.331.421/24, NISSAN</p>

<p>JS 630 90 059</p>  <p><u>MOTOR ARRANQUE HC 12V</u> 028000-9940, SUZUKI = 111561+b</p>	<p>JS 639 90 059</p>  <p><u>MOTOR ARRANQUE HC 12V</u> S13-114; 89443-39120 = 111559+b</p>	<p>JS 640 90 059</p>  <p><u>MOTOR ARRANQUE HC 12V</u> M3T24482/86 M3T33583</p>	<p>JS 642 90 059</p>  <p><u>MOTOR ARRANQUE HC 12V</u> 28100-54070 TOYOTA = 111387+b</p>	<p>JS 648 90 059</p>  <p><u>MOTOR ARRANQUE HC 12V</u> #SM402-04/N/05, ACCORD,</p>
<p>JS 650 90 059</p>  <p><u>MOTOR ARRANQUE HC 12V</u> S13-102 NISSAN</p>	<p>JS 651 90 059</p>  <p><u>MOTOR ARRANQUE HC 12V</u> S114-480 OPEL = 111136+b</p>	<p>JS 656 90 059</p>  <p><u>MOTOR ARRANQUE HC 24V</u> 028000-5530, DYNA 3.0</p>	<p>JS 660 90 059</p>  <p><u>MOTOR ARRANQUE HC 12V</u> S13-106 = JS 517 = 110574+b</p>	<p>JS 666 90 059</p>  <p><u>MOTOR ARRANQUE HC 24V</u> #028000-7240,-41, 28100-47090</p>
<p>JS 669 90 059</p>  <p><u>MOTOR ARRANQUE HC 12V</u> 128000-1250, Empilhador</p>	<p>JS 673 90 059</p>  <p><u>MOTOR ARRANQUE HC 12V</u> 028000-7461/70 = 110421+b</p>	<p>JS 674 90 059</p>  <p><u>MOTOR ARRANQUE HC 12V</u> M3T10473/5/6 EMPILH. = 110182+b</p>	<p>JS 675 90 059</p>  <p><u>MOTOR ARRANQUE HC 12V</u> 028000-8430 KUBOTA = 110245+b</p>	<p>JS 676 90 059</p>  <p><u>MOTOR ARRANQUE HC 12V</u> 028000-6140, 128000-4900, KUBOTA</p>
<p>JS 679 90 059</p>  <p><u>MOTOR ARRANQUE HC 12V HI.NI.</u> #0-21000-4231, S13-06A/S13-28</p>	<p>JS 730 90 059</p>  <p><u>MOTOR ARRANQUE HC 12V</u> 028000-8320 = 110447+b</p>	<p>JS 731 90 059</p>  <p><u>MOTOR ARRANQUE HC 12V</u> 028000-5730, YANMAR</p>	<p>JS 733 90 059</p>  <p><u>MOTOR ARRANQUE HC 24V</u> 028000-5860/1 TOYOTA = 110490+b</p>	<p>JS 734 90 059</p>  <p><u>MOTOR ARRANQUE HC 12V</u> 128000-0170 KUBOTA = 110720+b</p>
<p>JS 737 90 059</p>  <p><u>MOTOR ARRANQUE HC 12V</u> S114-381, JOHN DEERE</p>	<p>JS 746 90 059</p>  <p><u>MOTOR ARRANQUE HC 24V</u> 6# 028000-6200 = 110580+b</p>	<p>JS 748 90 059</p>  <p><u>MOTOR ARRANQUE HC 24V</u> S24-03A,B,C - ISUZU</p>	<p>JS 751 90 059</p>  <p><u>MOTOR ARRANQUE HC 12V</u> M3T21882</p>	<p>JS 753 90 059</p>  <p><u>MOTOR ARRANQUE HC 12V</u> S114-481 OPEL = 111274+b</p>
<p>JS 757 90 059</p>  <p><u>MOTOR ARRANQUE HC 12V</u> 6# 128000-8320 = 111454+b</p>	<p>JS 759 90 059</p>  <p><u>MOTOR ARRANQUE HC 12V</u> M1T77281 M2T49283 = 111312+b</p>	<p>JS 761 90 059</p>  <p><u>MOTOR ARRANQUE HC 24V</u> 128000 - 1570 TOYOTA DYNA</p>	<p>JS 770 90 059</p>  <p><u>MOTOR ARRANQUE HC 12V</u> #M2T74171, MD140190, PAJERO 2.5</p>	<p>JS 774 90 059</p>  <p><u>MOTOR ARRANQUE HC 12V</u> 3# TOYOTA 1.8D/2.0D = 111564+b</p>
<p>JS 777 90 059</p>  <p><u>MOTOR ARRANQUE HC 24V</u> M2T65271/2, M3T54072</p>	<p>JS 779 90 059</p>  <p><u>MOTOR ARRANQUE HC 12V</u> 23300-K9160 M1T60381 = 111108+b</p>	<p>JS 895 90 059</p>  <p><u>MOTOR ARRANQUE HC 12V</u> M2T50381, Empilhador Mitsubishi</p>	<p>JS 902 90 059</p>  <p><u>MOTOR ARRANQUE HC 12V</u> 4# 12/000-9880 = 111554+b</p>	<p>JS 909 90 059</p>  <p><u>MOTOR ARRANQUE HC 12V</u> 5# 128000-1151 = 111087+b</p>

<p>JS 915 90 059</p>  <p><u>MOTOR ARRANQUE HC 12V</u> M1T79681 NISSAN = 110572+b</p>	<p>JS 932 90 059</p>  <p><u>MOTOR ARRANQUE HC 12V</u> 028000-3360 KUBOTA = 111196+b</p>	<p>JS 933 90 059</p>  <p><u>MOTOR ARRANQUE HC 12V</u> 5# 12800-8130 KOMATSU</p>	<p>JS 936 90 059</p>  <p><u>MOTOR ARRANQUE HC 12V</u> #9.000.331.428, 23300-G9900</p>	<p>JS 941 90 059</p>  <p><u>MOTOR ARRANQUE HC 12V</u> S114-850 COMBO 1.7 = 111534+b</p>
<p>JS 999 90 059</p>  <p><u>MOTOR ARRANQUE HC 12V</u> S14-03, 8943876530</p>	<p>JS 1009 90 059</p>  <p><u>MOTOR ARRANQUE HC 12V</u> M2T62271 Empilhador = 111272+b</p>	<p>JS 1021 90 059</p>  <p><u>MOTOR ARRANQUE HC 24V</u> 5# 128000-8620 TOYOTA</p>	<p>JS 1089 90 059</p>  <p><u>MOTOR ARRANQUE HC 12V</u> 28100-54380, HIACE, HILUX</p>	<p>JS 1091 90 059</p>  <p><u>MOTOR ARRANQUE HC 12V</u> S114-808 ASTRA VECTRA = 111690</p>
<p>JS 1102 90 059</p>  <p><u>MOTOR ARRANQUE HC 12V</u> #M2T54085, 091, BOBCAT</p>	<p>JS 1135 90 059</p>  <p><u>MOTOR ARRANQUE HC 12V</u> 0001109034 AVENSIS = 112006+b</p>	<p>JS 1140 90 059</p>  <p><u>MOTOR ARRANQUE HC 12V</u> L-400 M2T84071 = 111912</p>	<p>JS 1149 90 059</p>  <p><u>MOTOR ARRANQUE HC 12V</u> 228000-4960 ROVER 400 = 113361+b</p>	<p>JS 1154 90 059</p>  <p><u>MOTOR ARRANQUE HC 12V</u> 228000-5023 TOYOTA = 113757+b</p>
<p>JS 1155 90 059</p>  <p><u>MOTOR ARRANQUE HC 12V</u> 228000-5340 = 113338</p>	<p>JS 1158 90 059</p>  <p><u>MOTOR ARRANQUE HC 12V</u> S114-829B CORSA 1.7D = 112320+b</p>	<p>JS 1159 90 059</p>  <p><u>MOTOR ARRANQUE HC 12V</u> S13-322/326 = 112365+b</p>	<p>JS 1214 90 059</p>  <p><u>MOTOR ARRANQUE HC 12V</u> 9000331203 TERRANO = 111805+b</p>	<p>JS 1221 90 059</p>  <p><u>MOTOR ARRANQUE HC 12V</u> M8T75071 MITSUBISHI</p>
<p>JS 1234 90 059</p>  <p><u>MOTOR ARRANQUE HC POONG-</u> 36100-27000 KIA/HYUNDAI = 113329</p>	<p>JS 1305 90 059</p>  <p><u>MOTOR ARRANQUE 12V VALEO</u> D79E29 MICRA II = 115522 +b</p>	<p>JS 1307 90 059</p>  <p><u>MOTOR ARRANQUE HC 12V</u> D7E32 MICRA = 160531082</p>	<p>JS 1311 90 059</p>  <p><u>MOTOR ARRANQUE HC 12V</u> 36100-22800 GETZ = 113659 +b</p>	<p>JS 1349 90 059</p>  <p><u>MOTOR ARRANQUE HC 12V</u> 36100-2751 ACENT/GETZ 1.5CRDI</p>
<p>JS 1351 90 059</p>  <p><u>MOTOR ARRANQUE HC 12V</u> M2T84171 L200 = 113445+b</p>	<p>JS 1352 90 059</p>  <p><u>MOTOR ARRANQUE HC 12V</u> M2T87271 MAZDA = 113702+b</p>	<p>JS 1355 90 059</p>  <p><u>MOTOR ARRANQUE 12V KIA</u> = 250503102</p>	<p>JS 1358 90 059</p>  <p><u>MOTOR ARRANQUE HC 12V</u> 428000-2730 TOYOTA</p>	<p>JS 1365 90 059</p>  <p><u>MOTOR ARRANQUE HC 12V</u> HYUNDAI 1.5CRDI = 150537082</p>
<p>JS 1369 90 059</p>  <p><u>MOTOR ARRANQUE HC 12V</u> 428000-3180 TYT 2.2D</p>	<p>JS 1356 90 059</p>  <p><u>MOTOR ARRANQUE HC 12V</u> S114-653 YANMAR = 112373+b</p>	<p>US 811 90 059</p>  <p><u>MOTOR ARRANQUE HC 24V</u> 1108857, 1113706/13</p>	<p>US 823 90 059</p>  <p><u>MOTOR ARRANQUE HC 24V</u> 0.001.420.004-CATERPILLAR</p>	<p>US 826 90 059</p>  <p><u>MOTOR ARRANQUE HC 24V</u> 1109635/9794/832/989</p>

<p>US 843 90 059</p>  <p><u>MOTOR ARRANQUE HC 12V</u> BOBCAT = 110590+b</p>	<p>US 844 90 059</p>  <p><u>MOTOR ARRANQUE HC 12V</u> 10465058 BOBCAT = 110602+b</p>	<p>US 845 90 059</p>  <p><u>MOTOR ARRANQUE HC 12V</u> 5# 1113276 BOBCAT/CASE =112267</p>	<p>US 1029 90 059</p>  <p><u>MOTOR ARRANQUE HC 12V</u> 9000841 = 112241+b</p>	<p>US 1240 90 059</p>  <p><u>MOTOR ARRANQUE HC 12V</u> 900821 = 111786+b</p>
<p>M1T68281 CA 059</p>  <p><u>MOTOR ARRANQUE MITSUBISHI</u> 2.0 KW 12V - SAME = 113995</p>	<p>2-4234 EL 059</p>  <p><u>MOTOR ARRANQUE NIPONDENSO</u> 22800-2200 C/VEDANTE OLEO</p>	<p>2-8225 EL 059</p>  <p><u>MOTOR ARRANQUE 12V DENSO</u> 228000-6950 CARRIER/KUBOTA</p>	<p>2-8328 EL 059</p>  <p><u>MOTOR ARRANQUE MITSUBISHI</u> M1T68281/1992334 CAT./SAME</p>	<p>2-8405-NK EL 059</p>  <p><u>MOTOR ARRANQUE NIKKO</u> 0-24000-3151 24V =114267</p>
<p>2-8417 EL 059</p>  <p><u>MOTOR ARRANQUE KOMATSU</u> 023000-3170 C/VEDANTE OLEO</p>	<p>2-8447-NK EL 059</p>  <p><u>MOTOR ARRANQUE KOMATSU</u> 023000-3340/3341 S/VEDANTE</p>	<p>23-1709 LE 059</p>  <p><u>MOTOR ARRANQUE BOSCH 12V</u> 0001107440/41 = CS1453</p>	<p>0001115047 PS 059</p>  <p><u>MOTOR ARRANQUE BOSCH OE</u> MERC.SPRINTER= CS1410=114093</p>	<p>120516092 PS 059</p>  <p><u>MOTOR ARRANQUE 12V VALEO</u> D7R57 HONDA CIVIC = JS1152</p>
<p>130502092 PS 059</p>  <p><u>MOTOR ARRANQUE DENSO</u> ISUZU 2.2Kw = 111683 =JS552</p>	<p>130506092 PS 059</p>  <p><u>MOTOR ARRANQUE HITACHI</u> S114850 12V =JS941 =111534</p>	<p>130519102 PS 059</p>  <p><u>MOTOR ARRANQUE VALEO 12V</u> D6RA32 ASTRA/Corsa =CS519=</p>	<p>130521102 PS 059</p>  <p><u>MOTOR ARRANQUE 12V BOSCH</u> 0001109055+ = 113674</p>	<p>130525112 PS 059</p>  <p><u>MOTOR ARRANQUE HITACHI 12V</u> S114-808 = JS1091=220046=111690</p>
<p>130527132 PS 059</p>  <p><u>MOTOR ARRANQUE HITACHI 12V</u> S114-829 = JS1158=112320</p>	<p>130541103 PS 059</p>  <p><u>MOTOR ARRANQUE 12V</u> M1T30171 Astra H/Saab 9</p>	<p>130547102 PS 059</p>  <p><u>MOTOR ARRANQUE 12V VALEO</u> #IN 438212 =114029= 23-1477L</p>	<p>130557092 PS 059</p>  <p><u>MOTOR ARRANQUE 12V HITACHI</u> S13-555A/B S14-03 =112083 =JS999</p>	<p>131505092 PS 059</p>  <p><u>MOTOR ARRANQUE 24V HITACHI</u> S24-03C NKR = 110723 = JS748</p>
<p>131517112 PS 059</p>  <p><u>MOTOR ARRANQUE NIKKO 24V</u> 024000-3250 /3251 = 114324</p>	<p>140506093 PS 059</p>  <p><u>MOTOR ARRANQUE DENSO 12V</u> MAZDA/KIA = 110389 = JS365</p>	<p>140522093 PS 059</p>  <p><u>MOTOR ARRANQUE 12V</u> 228000-4830 = 113702 = JS1352</p>	<p>140529083 PS 059</p>  <p><u>MOTOR ARRANQUE 12V</u> MOT913681 MAZDA 3</p>	<p>140531123 PS 059</p>  <p><u>MOTOR ARRANQUE 12V</u> M2T88671 MAZDA 6 02-> = JS1296</p>
<p>150507092 PS 059</p>  <p><u>MOTOR ARRANQUE 12V</u> M2T56871/57871 12V CANTER</p>	<p>150508102 PS 059</p>  <p><u>MOTOR ARRANQUE VALEO</u> MG120445/M2T74171 12V = 111476</p>	<p>150511102 PS 059</p>  <p><u>MOTOR ARRANQUE 12V</u> M2T84071 =JS1140 = 111912</p>	<p>150526102 PS 059</p>  <p><u>MOTOR ARRANQUE MITSUBISHI</u> 2.0KW = JS 1227 = 113445</p>	<p>150537082 PS 059</p>  <p><u>MOTOR ARRANQUE VALEO</u> 361002A100 HYUNDAI 1.5CRDI</p>

<p>150545102 PS 059</p>  <p><u>MOTOR ARRANQUE 12V VAL</u> =M8T75071 =JS1221,112370</p>	<p>150555223 PS 059</p>  <p><u>MOTOR ARRANQUE MITSUBISHI</u> M1T93571 GRANDIS 2.0DI-D</p>	<p>151503093 PS 059</p>  <p><u>MOTOR ARRANQUE 24V VALEO</u> =M8T80071 - JS1354 - 113195</p>	<p>151513102 PS 059</p>  <p><u>MOTOR ARRANQUE 24V</u> M8T60371 CATERPILAR 114169</p>	<p>151519113 PS 059</p>  <p><u>MOTOR ARRANQUE 24V</u> M8T85271/85771 CANTER</p>
<p>160515122 PS 059</p>  <p><u>MOTOR ARRANQUE 12V</u> M2TS0571=CS1439 160558112</p>	<p>160531082 PS 059</p>  <p><u>MOTOR ARRANQUE 12V VALEO</u> D7E32 NISSAN MICRA 114199 =</p>	<p>160537122 PS 059</p>  <p><u>MOTOR ARRANQUE 12V 113319</u> M8T71371 ALMERA 2.2TD=JS1235</p>	<p>160555122 PS 059</p>  <p><u>MOTOR ARRANQUE 12V</u> M8T71471 PRIMERA/X.TRAIL</p>	<p>160558112 PS 059</p>  <p><u>MOTOR ARRANQUE 12V 114232</u> NAVARA M8T76071 = CS1424</p>
<p>160568102 PS 059</p>  <p><u>MOTOR ARRANQUE MITSUBISHI</u> M1T71081/72182 NISSAN = 111465</p>	<p>160577102 PS 059</p>  <p><u>MOTOR ARRANQUE 12V VALEO</u> TS24E7 Infiniti3.0 NAVARA 3.0DCi</p>	<p>160581112 PS 059</p>  <p><u>MOTOR ARRANQUE 12V</u> M2TS0671Z NISSAN NAVARA</p>	<p>180505103 PS 059</p>  <p><u>MOTOR ARRANQUE 12V</u> M2T85271 SUZUKI VITARA</p>	<p>190526092 PS 059</p>  <p><u>MOTOR ARRANQUE 12V DENSO</u> 428000-0050+ TOYOTA 1.4D</p>
<p>190539102 PS 059</p>  <p><u>MOTOR ARRANQUE 12V DENSO</u> 028000-1780+ HILUX/DYNA=</p>	<p>190556112 PS 059</p>  <p><u>MOTOR ARRANQUE 12V</u> 28100-56310/311 TOYOTA DYNA</p>	<p>190571112 PS 059</p>  <p><u>MOTOR ARRANQUE 12V NIPOND</u> 28100-OG040 D-4D=JS1369</p>	<p>190577112 PS 059</p>  <p><u>MOTOR ARRANQUE DENSO 12V</u> 128000-5090 / 28100-89106</p>	<p>190582102 PS 059</p>  <p><u>MOTOR ARRANQUE 12V</u> 28100-33050 YARIS 1.4-4D =JS1357</p>
<p>190594092 PS 059</p>  <p><u>MOTOR ARRANQUE 12V</u> 428000-6190 TOYOTA YARIS 1.4D</p>	<p>191504112 PS 059</p>  <p><u>MOTOR ARRANQUE NIPONDENSO</u> 28100-56030 TOY.DYNA BU30</p>	<p>191509112 PS 059</p>  <p><u>MOTOR ARRANQUE 12V</u> # 28100-78090 TOYOTA DYNA</p>	<p>191510112 PS 059</p>  <p><u>MOTOR ARRANQUE 24V</u> 2810078063</p>	<p>191511112 PS 059</p>  <p><u>MOTOR ARRANQUE DENSO</u> = 191510112 = 144436</p>
<p>191517112 PS 059</p>  <p><u>MOTOR ARRANQUE DENSO 24V</u> 28100-78112/113 TOYOTA DYNA</p>	<p>200525093 PS 059</p>  <p><u>MOTOR ARRANQUE 12V VALEO</u> D6GS19 AUDI A4 2.0 FSI = CS1401</p>	<p>210508133 PS 059</p>  <p><u>MOTOR ARRANQUE BOSCH 12V</u> 0001110110 = CS1048=111908</p>	<p>210509092 PS 059</p>  <p><u>MOTOR ARRANQUE 12V BOSCH</u> 0001109025=CS1171 = 113446</p>	<p>210515103 PS 059</p>  <p><u>MOTOR ARRANQUE 12V VALEO</u> D7G4 BMW 320/330D = CS1328</p>
<p>210532093 PS 059</p>  <p><u>MOTOR ARRANQUE BOSCH 12V</u> 0001115045+ = CS1409 =CS1328</p>	<p>210533112 PS 059</p>  <p><u>MOTOR ARRANQUE 12V MARELLI</u> 63280071 = CS984</p>	<p>210538113 PS 059</p>  <p><u>MOTOR ARRANQUE BOSCH 12V</u> 0001139002 BMW 1/3/7/1X1</p>	<p>210539113 PS 059</p>  <p><u>MOTOR ARRANQUE BOSCH</u> 0001109070 BMW D= CS1466</p>	<p>210545092 PS 059</p>  <p><u>MOTOR ARRANQUE VALEO 12V</u> TS12E36 BMW 1/5/2/3/4 GASOLINA</p>

<p>210545092 PS 059</p>  <p><u>MOTOR ARRANQUE VALEO 12V</u> TS12E36 BMW 1/5/Z3/Z4 GASOLINA</p>	<p>220008093 PS 059</p>  <p><u>MOTOR ARRANQUE 12V VALEO</u> D6RA5 = CS390 = 110584</p>	<p>220510093 PS 059</p>  <p><u>MOTOR ARRANQUE VALEO 12V</u> D6RA66+ PSA1.5->2.0i = 111130</p>	<p>220515103 PS 059</p>  <p><u>MOTOR ARRANQUE 12V</u> M0T20872 = CS594 =114460</p>	<p>220518103 PS 059</p>  <p><u>MOTOR ARRANQUE VALEO 12V</u> D8R29 PSA 2.0Hdi = CS1326</p>
<p>220529113 PS 059</p>  <p><u>MOTOR ARRANQUE VALEO 12V</u> D8R27+ = 220529123 = 113926</p>	<p>220529123 PS 059</p>  <p><u>MOTOR ARRANQUE 12V</u> 428000-1620 PSA HDi = CS1342</p>	<p>250501113 PS 059</p>  <p><u>MOTOR ARRANQUE 12V MANDO</u> MG122423 #PONT.</p>	<p>250503102 PS 059</p>  <p><u>MOTOR ARRANQUE 12V VALEO</u> 361004A000 KIA 2.5CRDi = JS1355</p>	<p>261508113 PS 059</p>  <p><u>MOTOR ARRANQUE 24V POONG</u> 03112-7021/021000-3660=112502+c</p>
<p>281501113 PS 059</p>  <p><u>MOTOR ARRANQUE DAWEEO 24V</u> M000A0301 DAWEEO IND. - 113456</p>	<p>300520094 PS 059</p>  <p><u>MOTOR ARRANQUE 12V MARELLI</u> 63223039 VW GOLF = CS788</p>	<p>300522103 PS 059</p>  <p><u>MOTOR ARRANQUE VALEO 12V</u> D7RS131 = 113387</p>	<p>300527093 PS 059</p>  <p><u>MOTOR ARRANQUE 12V BOSCH</u> 0001121001 VAG 1.4 99-> =CS1063</p>	<p>300533102 PS 059</p>  <p><u>MOTOR ARRANQUE BOSCH 12V</u> 0001132018 112429 = CS 1181</p>
<p>300551103 PS 059</p>  <p><u>MOTOR ARRANQUE BOSCH 12V</u> # 0001123012 =CS1293 = 300554113</p>	<p>300554113 PS 059</p>  <p><u>MOTOR ARRANQUE 12V VALEO</u> 0001123012 113842 = CS1293</p>	<p>300555112 PS 059</p>  <p><u>MOTOR ARRANQUE 12V VALEO</u> TS18E3 = CS1323 = 113841</p>	<p>300561102 PS 059</p>  <p><u>MOTOR ARRANQUE 12V VAL/</u> D6GS12 VAG 1.4-2.0FSi = CS1330</p>	<p>300566102 PS 059</p>  <p><u>MOTOR ARRANQUE 12V BOSCH</u> 0001120408 VAG 1.6/ CS1324</p>
<p>300571092 PS 059</p>  <p><u>MOTOR ARRANQUE 12V VALEO</u> D7GS9 VAG 1.9/2.0 TDi=CS1387</p>	<p>300596133 PS 059</p>  <p><u>MOTOR ARRANQUE 12V VALEO oe</u> ESW20ER121 VAG A3/GOLF VI</p>	<p>420501092 PS 059</p>  <p><u>MOTOR ARRANQUE 12V BOSCH</u> 0001109357+ J.DEERE = 114055</p>	<p>500510093 PS 059</p>  <p><u>MOTOR ARRANQUE 12V BOSCH</u> 0001109018+ = CS1037= 113752</p>	<p>500528093 PS 059</p>  <p><u>MOTORB ARRANQUE VALEO 12V</u> D6RA138 FIAT = CS1345</p>
<p>500536093 PS 059</p>  <p><u>MOTOR ARRANQUE 12V BOSCH</u> #10 0001230023+ IVECO - 113182</p>	<p>500537092 PS 059</p>  <p><u>MOTOR ARRANQUE 12V VALEO</u> D6G32 Flt 1.3JTD CS1346 = 113719</p>	<p>500540093 PS 059</p>  <p><u>MOTOR ARRANQUE 12V BOSCH</u> =CS 1389 = 23-1551LE</p>	<p>500544083 PS 059</p>  <p><u>MOTOR ARRANQUE MARELLI 12V</u> 63101018R = CS1192=112382</p>	<p>500550103 PS 059</p>  <p><u>MOTOR ARRANQUE 12V</u> M1T30071+ = 113931 NOVO 2</p>
<p>500551093 PS 059</p>  <p><u>MOTOR ARRANQUE 12V BOSCH</u> 0331109302 DUCATO/JUMPER</p>	<p>500555093 PS 059</p>  <p><u>MOTOR ARRANQUE BOSCH 12V</u> 0001109306 Iveco= S1203=</p>	<p>500555093 PS 059</p>  <p><u>MOTOR ARRANQUE BOSCH 12V</u> 0001109306 Iveco= S1203=</p>	<p>500558093 PS 059</p>  <p><u>MOTOR ARRANQUE BOSCH FIAT</u> 0001137002 -1.2 =CS1515= 115312</p>	<p>500565093 PS 059</p>  <p><u>MOTOR ARRANQUE BOSCH 12V</u> 0001115078+ FIAT DUCATO</p>

<p>501503103 PS 059</p>  <p><u>MOTOR ARRANQUE NIPONDENSO</u> 228000-755 CS1292</p>	<p>501505103 PS 059</p>  <p><u>MOTOR ARRANQUE BOSCH 24V</u> 0001231026+ IVECO = 114196</p>	<p>510502093 PS 059</p>  <p><u>MOTOR ARRANQUE 12V BOSCH</u> 0001230006+ DEUTZ</p>	<p>510503092 PS 059</p>  <p><u>MOTOR ARRANQUE 12V ISKRA OE</u> IS91073C/0001223016 = 113181</p>	<p>510516092 PS 059</p>  <p><u>MOTOR ARRANQUE BOSCH 12V</u> 0001109369+ = 113181+c</p>
<p>511004112 PS 059</p>  <p><u>MOTOR ARRANQUE BOSCH 24V 4.0</u> # 0001231006+ DEUTZ IND./KHD</p>	<p>511502092 PS 059</p>  <p><u>MOTOR ARRANQUE BOSCH 24V</u> 0001231018+ DEUTZ = 114220</p>	<p>520003092 PS 059</p>  <p><u>MOTOR ARRANQUE 12V BOSCH</u> ##0001362040 FENDT/LOMBARDINI</p>	<p>520502092 PS 059</p>  <p><u>MOTOR ARRANQUE BOSCH</u> 0001107024+ Lamborguini = 112171</p>	<p>550509102 PS 059</p>  <p><u>MOTOR ARRANQUE 12V BOSCH/</u> D7R28 =23-0767.=CS1044.=111851</p>
<p>550515092 PS 059</p>  <p><u>MOTOR ARRANQUE DENSO 12V</u> 0001106014 SMART = 114051</p>	<p>550521102 PS 059</p>  <p><u>MOTOR ARRANQUE 12V BOSCH</u> 0001108197 MERC.C/S = CS1249</p>	<p>550526082 PS 059</p>  <p><u>MOTOR ARRANQUE 12V VALEO</u> D7ED28 MERCEDES A W168</p>	<p>550535122 PS 059</p>  <p><u>MOTOR ARRANQUE 12V BOSCH</u> 0001115047 MERCEDES C =</p>	<p>550541132 PS 059</p>  <p><u>MOTOR ARRANQUE BOSCH 12V</u> 0001139085 MERCEDES W204</p>
<p>550546122 PS 059</p>  <p><u>MOTOR ARRANQUE NIPONDENSO</u> 428000-5510 MERC.W204/W212/</p>	<p>551004113 PS 059</p>  <p><u>MOTOR ARRANQUE 24V BOSCH</u> 0001368056 MAN 113468= CS595</p>	<p>551008113 PS 059</p>  <p><u>MOTOR ARRANQUE 24V 6.2Kw</u> 0001372006</p>	<p>551503093 PS 059</p>  <p><u>MOTOR ARRANQUE 24V BOSCH</u> 0001231002+ = CS1112 = 114523</p>	<p>551504093 PS 059</p>  <p><u>MOTOR ARRANQUE BOSH 24V</u> 0001231003+ MERCEDES= CS1379</p>
<p>551506103 PS 059</p>  <p><u>MOTOR ARRANQUE 24V 4.0Kw</u> 0001231008 MAN 113759=CS1267</p>	<p>551513123 PS 059</p>  <p><u>MOTOR ARRANQUE 24V BOSCH</u> # INF 0001241005 MAN =SBO2098</p>	<p>560001093 PS 059</p>  <p><u>MOTOR ARRANQUE BOSCH 12V</u> 0001362305 DEUTZ= 110536</p>	<p>560003113 PS 059</p>  <p><u>MOTOR ARRANQUE BOSCH</u> #P 0001362700+ =CS1184</p>	<p>561502103 PS 059</p>  <p><u>MOTOR ARRANQUE MITSUBISHI</u> # M8T62471+ DEUTZ = 114323</p>
<p>570523113 PS 059</p>  <p><u>MOTOR ARRANQUE 12V VALEO</u> D6RA104 CLIO II= CS784.=113481</p>	<p>570532104 PS 059</p>  <p><u>MOTOR ARRANQUE 12V VALEO</u> D7R53</p>	<p>570534123 PS 059</p>  <p><u>MOTOR ARRANQUE 12V MITSUB.</u> RENAULT=CS1332,113897</p>	<p>570538123 PS 059</p>  <p><u>MOTOR ARRANQUE 12V</u> NISS.RENAULT M0786181</p>	<p>570540123 PS 059</p>  <p><u>MOTOR ARRANQUE 12V</u> M1T85781 RENAULT DCI/DTi=</p>
<p>570548103 PS 059</p>  <p><u>MOTOR ARRANQUE 12V VALEO</u> TS22E REN.2.0DCI 114074= CS1415</p>	<p>570550104 PS 059</p>  <p><u>MOTOR ARRANQUE 12V VALEO</u> D8R1 REN LAGUNA 2.2DCI =</p>	<p>590007103 PS 059</p>  <p><u>MOTOR ARRANQUE 12V ISKRA OE</u> IS0627 3.6kw = 112074 3.1kw</p>	<p>590537103 PS 059</p>  <p><u>MOTOR ARRANQUE 12V FORD</u> 1S4U11000AA 18 DCI</p>	<p>590538123 PS 059</p>  <p><u>MOTOR ARRANQUE 12V VISTEON</u> 2S6U11000EB = 113905</p>

<p>590539113 PS 059</p>  <p><u>MOTOR ARRANQUE FORD 12V</u> 3M5T-11000CD = CS1341=113908 +c</p>	<p>590547113 PS 059</p>  <p><u>MOTOR ARRANQUE 12V VISTEON</u> 4M5T11000FA</p>	<p>590548103 PS 059</p>  <p><u>MOTOR ARRANQUE 12V VISTEON</u> 2T14-11000BB CONECT</p>	<p>590551122 PS 059</p>  <p><u>MOTOR ARRANQUE 12V BOSCH</u> 0001109324 2.2HDi/TDCi = CS1421</p>	<p>590552093 PS 059</p>  <p><u>MOTOR ARRANQUE 12V FORD OE</u> 6G9N-11000EC = CS1408</p>
<p>590560102 PS 059</p>  <p><u>MOTOR ARRANQUE 24V DENSO</u> 428000-1690/1691 N/Holland/Ford</p>	<p>610001112 PS 059</p>  <p><u>MOTOR ARRANQUE BOSCH 12V</u> 0001367013+ = CS335=110530</p>	<p>610002112 PS 059</p>  <p><u>MOTOR ARRANQUE MAGNETON</u> 0001362035/MT71FA =</p>	<p>630007103 PS 059</p>  <p><u>MOTOR ARRANQUE 12V BOSCH/</u> 0001362302/11130799 = SMG1005</p>	<p>630515103 PS 059</p>  <p><u>MOTOR ARRANQUE 12V</u> JONH DEERE RE507236 =SMG1005</p>
<p>640514092 PS 059</p>  <p><u>MOTOR ARRANQUE 12V</u> M8T75971 Caterpilair</p>	<p>641504103 PS 059</p>  <p><u>MOTOR ARRANQUE 24V DENSO</u> 128000-5730 DESC.-2-8230</p>	<p>690503092 PS 059</p>  <p><u>MOTOR ARRANQUE BOSCH 12V</u> 0001107062+ =CS807= 111015</p>	<p>690506092 PS 059</p>  <p><u>MOTOR ARRANQUE 12V BOSCH</u> 0001107430 LOMBARDINI</p>	<p>690508092 PS 059</p>  <p><u>MOTOR ARRANQUE 12V</u> 9142782,0001109031 LOMBARDINI</p>
<p>690525152 PS 059</p>  <p><u>MOTOR ARRANQUE POONG SUNG</u> 03101-3180</p>	<p>690533082 PS 059</p>  <p><u>MOTOR ARRANQUE 12V</u> M0T90281/282 KUBOTA 2-8338</p>	<p>700501092 PS 059</p>  <p><u>MOTOR ARRANQUE 12V BOSCH</u> 0001109035=2</p>	<p>700502092 PS 059</p>  <p><u>MOTOR ARRANQUE 12V BOSCH</u> 0001107078 J.</p>	<p>700503103 PS 059</p>  <p><u>MOTOR ARRANQUE 12V MARELLI</u> 2873K404 PERKINS = 113654</p>
<p>700504103 PS 059</p>  <p><u>MOTOR ARRANQUE 12V MARELLI</u> 2873K405 PERKINS = 113655</p>	<p>730002112 PS 059</p>  <p><u>MOTOR ARRANQUE BOSCH 12V</u> 0001362304+ HATZ</p>	<p>730503092 PS 059</p>  <p><u>MOTOR ARRANQUE 12V ISKRA OE</u> 0001109043-114106 HATZ</p>	<p>750501092 PS 059</p>  <p><u>MOTOR ARRANQUE BOSCH 12V</u> 0001109029 = 112034</p>	<p>750501092 PS 059</p>  <p><u>MOTOR ARRANQUE BOSCH 12V</u> 0001109029 = 112034</p>
<p>810509082 PS 059</p>  <p><u>MOTOR ARRANQUE 12V VALEO</u> D6RA76 - 111508 = CS886</p>	<p>811502123 PS 059</p>  <p><u>MOTOR ARRANQUE MITSUBISHI</u> =CS1388 = 113830</p>	<p>830549113 PS 059</p>  <p><u>MOTOR ARRANQUE 12v VALEO</u> TM000A28901 BOBCAT 113727</p>	<p>830571113 PS 059</p>  <p><u>MOTOR ARRANQUE 12V ISUZU</u> 1811002340 / 8971197490 ISUZU</p>	<p>830916102 PS 059</p>  <p><u>MOTOR ARRANQUE DELCO 12V</u> 8000162 - JEEP/DODGE 2.8CRD</p>
<p>901504123 PS 059</p>  <p><u>MOTOR ARRANQUE BOSCH 24V</u> 0001241020+ DAF XF = CS1420</p>	<p>911002113 PS 059</p>  <p><u>MOTOR ARRANQUE BOSCH 24V</u> 0001371006=CS1061=111910</p>	<p>911503123 PS 059</p>  <p><u>MOTOR ARRANQUE BOSCH 24V</u> 0001330008+ = 113859+c</p>	<p>941502133 PS 059</p>  <p><u>MOTOR ARRANQUE NIKKO 24V</u> 023000-1230/1231 = 111050</p>	<p>941506092 PS 059</p>  <p><u>MOTOR ARRANQUE NIKKO 24V</u> 023000-0031 KOMATSU FD25</p>

941514133 PS 059



MOTOR ARRANQUE MITSUBISHI

= 111050 = 941502133

980511113 PS 059



MOTOR ARRANQUE HITACHI 12V

S13-68/A/C - YANMAR